

COFFEE TABLES





CT 250

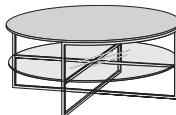
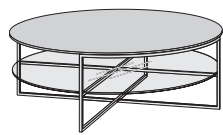

The **CT 250** provides genuine designer pieces for your living room. Experience a glass coffee table that features two table tops, thus providing ample storage. Its elegant gloss chrome or powder-coated frame perfectly encases the table tops. Simply combine it with the CT 250 ancillary table, a matching, higher companion for the coffee table. Its expressive frame repeats the round design shape of the table top, perfectly underlining it.



List of versions

Model no.	Upper tabletop versions	Price group
151	Pure white lacquer	I
120	White lacquer	I
125	Grey lacquer	I
171	Silk grey lacquer	I
117	Natural oak	II
123	Core walnut	II
189	Optiwhite clear glass	II
190	Stained glass	II
145	Ceramic calacatta	III
146	Ceramic concrete	III
147	Ceramic pulpis	III
164	Ceramic zaha stone	III
165	Ceramic storm nero	III
Model no.	Lower tabletop versions	
189	Optiwhite clear glass	
190	Stained glass	
Model no.	Metal substructure versions	Price group
151	Pure white lacquer	I
120	White lacquer	I
125	Grey lacquer	I
171	Silk grey lacquer	I
664	Quartz structured lacquer	I
665	Anthracite structured lacquer	I
131	High-gloss chrome	II

Coffee tables / ancillary table CT 250

Coffee tables CT 250 41.0 cm high; Ø 100 resp. 120 cm Upper tabletop of wood (lacquer or veneer), glass or ceramic, lower tabletop of glass, substructure of lacquered metal or in high-gloss chrome	 Ø 100 cm				 Ø 120 cm				
		Table substructure in price group I		Table substructure in price group II		Table substructure in price group I		Table substructure in price group II	
		1050		1050		1250		1250	
	Price gr.	-		-		-		-	
	I	-		-		-		-	
	II	-		-		-		-	
Ancillary table CT 250 48.0 cm high; Ø 60 cm Tabletop of wood (lacquer or veneer), glass or ceramic, substructure of lacquered metal or in high-gloss chrome	 Ø 60 cm								
		Table substructure in price group I				Table substructure in price group II			
		650				650			
	Price gr.	-				-			
	I	-				-			
	II	-				-			

CT 240

Soft curves meet clear edges - the coffee table **CT 240** perfectly combines the two forms. The rectangular tabletop and its glass counterpoint are supported by a frame that stands out due to its expressive arch. It seamlessly runs into the cover surface, presenting it elegantly. The lower glass top provides unobtrusive storage space and rounds of the design. An optional swing-out drawer adds an exciting, individual touch.

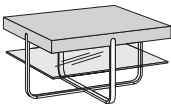
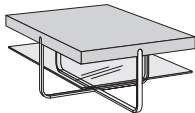
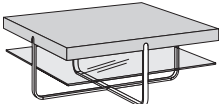
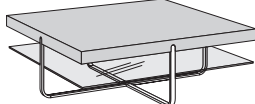


List of versions

Model no.	Upper tabletop versions	Price group
151	Pure white lacquer	I
120	White lacquer	I
125	Grey lacquer	I
171	Silk grey lacquer	I
117	Natural oak	II
123	Core walnut	III
Model no.	Lower tabletop versions	
189	Optiwhite clear glass	
190	Stained glass	
Model no.	Metal substructure versions	Price group
151	Pure white lacquer	I
120	White lacquer	I
125	Grey lacquer	I
171	Silk grey lacquer	I
664	Quartz structured lacquer	I
665	Anthracite structured lacquer	I
131	High-gloss chrome	II

Revolving drawer only available in anthracite structured lacquer (model no. 665).

Coffee tables CT 240

Coffee tables CT 240 41.0 cm high; optionally with revolving drawer Upper tabletop of wood (lacquer or veneer), lower tabletop of glass, substructure of lacquered metal or in high-gloss chrome								
	75 x 75 cm				75 x 120 cm			
		Table substructure in price group I	Table substructure in price group II		Table substructure in price group I	Table substructure in price group II		Table substructure in price group II
		7540	7540		7541	7541		
	Price gr.	-	-		-	-		-
Revolving drawer for coffee tables The coffee tables can be optionally fitted with a revolving drawer against a surcharge. Revolving drawer only available in anthracite structured lacquer. Max. load of revolving drawer: 7 kg								
	100 x 100 cm				120 x 120 cm			
		Table substructure in price group I	Table substructure in price group II		Table substructure in price group I	Table substructure in price group II		Table substructure in price group II
		1040	1040		1240	1240		
	Price gr.	-	-		-	-		-
		for coffee table 75 x 75 cm and 75 x 120 cm		for coffee table 100 x 100 cm		for coffee table 120 x 120 cm		
		75		100		120		
		-		-		-		

CT 230

A coffee table with a clear statement: the **CT 230** convinces with a straight-lined design in a confident manner – and is available in several sizes and versions. Outstanding combinations with a tabletop made of wood, lacquer or ceramic, an additional storage shelf made of glass and a substructure with an elegant metal powder coating are possible. A spacious drawer that is discreetly integrated into the table frame, offers further storage.

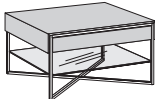
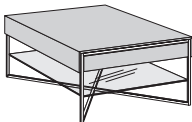
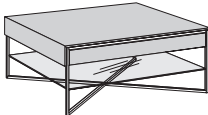
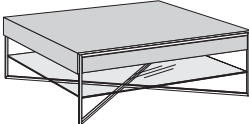
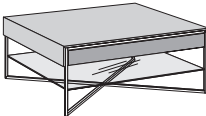


List of versions

Model no.	Upper tabletop versions / upper side cover panel for ceramic versions	Price group
151	Pure white lacquer	I
120	White lacquer	I
125	Grey lacquer	I
171	Silk grey lacquer	I
117	Natural oak	II
123	Core walnut	III
145	Ceramic calacatta / Pure white lacquer	IV
146	Ceramic concrete / Silk grey lacquer	IV
147	Ceramic pulpis / Light brown lacquer	IV
164	Ceramic zaha stone / Light grey lacquer	IV
165	Ceramic storm nero / Grey lacquer	IV
Model no.	Lower tabletop versions	
189	Optiwhite clear glass	
190	Stained glass	
Model no.	Metal substructure versions	Price group
151	Pure white lacquer	I
120	White lacquer	I
125	Grey lacquer	I
171	Silk grey lacquer	I
664	Quartz structured lacquer	I
665	Anthracite structured lacquer	I
131	High-gloss chrome	II

Upper side cover panel always in the same version than the upper tabletop; exception: the upper side cover panel is matt lacquered for ceramic versions (see above).

Coffee tables CT 230

Coffee tables CT 230 41.0 cm high; optionally with drawer Upper tabletop of wood (lacquer or veneer) or ceramic, lower tabletop of glass, substructure of lacquered metal or in high-gloss chrome		 75 x 75 cm		 75 x 120 cm	
	Table substructure in price group I	Table substructure in price group II	Table substructure in price group I	Table substructure in price group II	
Price gr.	7530	7530	7531	7531	
I	-	-	-	-	
II	-	-	-	-	
III	-	-	-	-	
IV	-	-	-	-	
 100 x 100 cm		 120 x 120 cm			
	Table substructure in price group I	Table substructure in price group II	Table substructure in price group I	Table substructure in price group II	
Price gr.	1030	1030	1230	1230	
I	-	-	-	-	
II	-	-	-	-	
III	-	-	-	-	
IV	-	-	-	-	
Drawer for coffee tables The coffee tables can be fitted with an optional drawer against a surcharge. The upper side cover panel will be replaced by a drawer in this case. Max. number of drawers: 1 drawer (for dimension 75 x 75 cm) resp. 2 drawers (for all other dimensions)		 for coffee table 75 x 75 cm and 75 x 120 cm for coffee table 100 x 100 cm for coffee table 120 x 120 cm			
	75	100	120		
	-	-	-		

CT 220

The diagonal millings of the **CT 220** create a dynamic overall look. The solid wooden versions natural oak and walnut highlight the natural yet elegant feel. Strong accents in anthracite structured lacquer provide an excellent contrast.

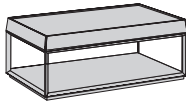
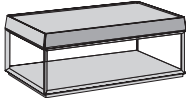


List of versions

Model no.	Lower tabletop versions / Upper tabletop versions	Price group
117	Solid natural oak rough look / Natural oak rough look	I
123	Solid walnut / Core walnut	II

Upper tabletop is also available in anthracite structured lacquer (model no. 193). Please state clearly in the order!

Coffee tables CT 220

Coffee tables CT 220 40.7 cm high; optionally with drawer Table substructure of metal, powder-coated anthracite	 105.6 x 70.4 cm	
	Price gr.	1020
Drawer for coffee tables The coffee tables can be fitted with an optional drawer against a surcharge.	 105	
		-

CT 210

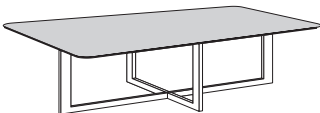
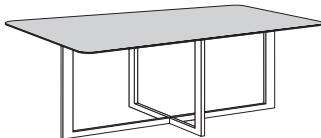

Soft curves characterise the classic yet extravagant design of the CT 210 coffee table: The solid table top is tapered towards the edge, instead of hard angles you will find soft transitions, providing a beautiful look and feel. With its solid quality, elegant materials, timeless design and convincing functionality, the CT 210 perfectly fits into any home.



List of versions

Model no.	Tabletop versions
186	Solid oak natura
187	Solid oak anthracite
Model no.	Table substructure versions
166	Metal powder-coated antracite
167	Metal powder-coated quartz

Coffee tables CT 210

<div>Coffee tables and ancillary table CT 210</div> <div>26.3; 36.5 or 46.8 cm high</div> <div>Tabletop of solid wood, sub-structure of powder-coated metal</div>	<div>26.3 cm high</div> <div></div> <div>103.2 x 64.2 cm</div>		<div>36.5 cm high</div> <div></div> <div>103.2 x 64.2 cm</div>	
	<div>944</div> <div>-</div>		<div>945</div> <div>-</div>	
	<div>46.8 cm high</div> <div></div> <div>Ø 40 cm</div>			
	<div>946</div> <div>-</div>			

CT 200

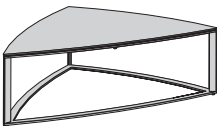
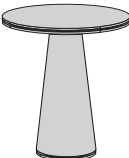
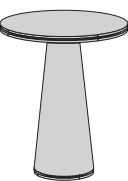
If you love clear lines and gentle curves, you will find your perfect companions in the tables from CT 200. They take up the organic form of the elliptical units in NAVIS but also cut an elegant figure as solo units or when combined with one another. The arches of the coffee tables in metal, glass and ceramics open up the space in front of the sofa rather than enclosing it.



List of versions

Model no.	Tabletop versions	Price group
117	Natural oak	I
123	Core walnut	I
164	Ceramic zaha stone	II
165	Ceramic storm nero	II
142	Ceramic white	II
143	Ceramic grey	II
144	Ceramic black	II
145	Ceramic calacatta	II
147	Ceramic pulpis	II
146	Ceramic concrete	II
Model no.	Table substructure versions	
141	Powder-coated pure white	
166	Powder-coated anthracite	

Coffee tables CT 200


Coffee tables CT 200 35.0; 42.0 or 49.0 cm high Tabletop of wood or ceramic, substructure or column of powder-coated metal		35.0 cm high	
			
		108.7 x 100 cm	
		911 Price gr. I - II -	
		42.0 cm high	49.0 cm high
			
		Ø 43 cm	Ø 43 cm
	Price gr. I - II -	944 - -	945 - -



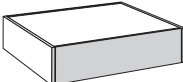
CT 180

The CT 180 coffee table in sizes of 111 x 47.6 cm and 111 x 111 cm provides one or two drawers which are opened in opposite directions.



List of versions

Model no.	Carcase and front	Price group	Changing versions: For CT 180 it is also possible to order tabletop, table carcase and drawer(s) in different versions. Please mark the changed colour parts in the order. When versions from different price groups are exchanged, the higher price group is always charged (except: changed versions of tabletop).
648 663 695	Pure white lacquer Silk grey lacquer Planked oak	I I II	
Model no.	Accent: Tabletop		
656 672	Concrete grey Bronze	Note: The concrete grey and bronze accent versions are only available for the tabletop.	

Coffee tables CT 180			Tabletop of coffee table optionally available in concrete grey and bronze versions (without surcharge). Please state clearly in the order!
Coffee tables CT 180 on 1.8 cm high plinth adjusters; 28.8 cm high	 111 x 47.6 cm		 111 x 111 cm
		1 drawer	2 drawers
	Price gr.	151	111
	I	-	-
II	-	-	

CT 170

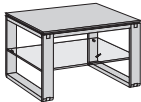
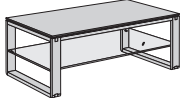
The CT 170 coffee table stands on arched supports of solid wood or metal in high-gloss chrome or matt chrome and is available in sizes of 70 x 70 cm and 120 x 70 cm. The CT 170 can be fitted with an optional drawer.



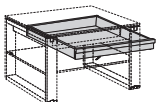
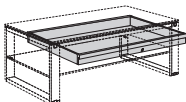
List of versions

Model no.	Versions	Price group
800 801	Solid structured beech Solid natural oak	I II

Coffee tables CT 170

Coffee tables CT 170 45.0 cm high Top shelf of wood, bottom shelf of clear glass Arched supports optionally in wood version, high-gloss chrome or matt chrome; please state the required version clearly in the order! The coffee tables can be fitted with an optional drawer against a surcharge (see Accessories!)!	 70 x 70 cm		 120 x 70 cm	
	Arched supports in wood version	Arched supports in high-gloss chrome or matt chrome	Arched supports in wood version	Arched supports in high-gloss chrome or matt chrome
	771	771	171	171
Price gr. I II	- -	- -	- -	- -

Accessories for coffee table: drawer

Drawer with solid wood drawer front The coffee tables can be fitted with an optional drawer against a surcharge.	Drawer for 70 cm wide coffee table 		Drawer for 120 cm wide coffee table 	
	Price gr. I II	70 - -	120 - -	

CT 160

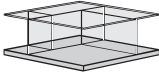
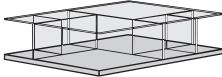
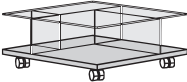
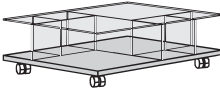
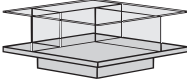
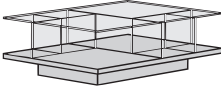
The CT 160 coffee table in sizes of 80 x 80 cm and 110 x 80 cm offers three different plinth versions. The bottom shelf is veneered, lacquered or in knotted wood, the top section is of glass, in one of four optional glass versions.



List of versions bottom shelf


Model no.	Versions	Price group
648	Pure white lacquer	I
640	White lacquer	I
649	Wool white lacquer	I
644	Sand lacquer	I
642	Cocoa lacquer	I
641	Grey lacquer	I
682	Structured beech	II
685	Natural oak	III
692	Dark stained oak	III
680	Core walnut	III
693	Knotted oak	IV
694	Knotted core walnut	IV

Coffee tables CT 160

Coffee tables CT 160 26.3 cm hoch (incl. 1.5 cm high plinth adjusters) Top section of glass, optionally in one of the 4 types of glass, 22.0 cm high Bottom shelf in lacquer, veneer or knotted wood	 80 x 80 cm				 110 x 80 cm				
	Price gr. I II III IV	Clear glass	Stained glass	Bronzed glass	Optiwhite clear glass	Clear glass	Stained glass	Bronzed glass	Optiwhite clear glass
		8811	8813	8814	8812	1811	1813	1814	1812
		-	-	-	-	-	-	-	-
		-	-	-	-	-	-	-	-
Coffee tables CT 160 32.7 cm high (incl. 8.0 cm high castors) See above for further description of coffee table CT 160!	 80 x 80 cm				 110 x 80 cm				
	Price gr. I II III IV	Clear glass	Stained glass	Bronzed glass	Optiwhite clear glass	Clear glass	Stained glass	Bronzed glass	Optiwhite clear glass
		8821	8823	8824	8822	1821	1823	1824	1822
		-	-	-	-	-	-	-	-
		-	-	-	-	-	-	-	-
Coffee tables CT 160 35.0 cm high (incl. 10.3 cm high plinth in high-gloss chrome) See above for further description of coffee table CT 160!	 80 x 80 cm				 110 x 80 cm				
	Price gr. I II III IV	Clear glass	Stained glass	Bronzed glass	Optiwhite clear glass	Clear glass	Stained glass	Bronzed glass	Optiwhite clear glass
		8831	8833	8834	8832	1831	1833	1834	1832
		-	-	-	-	-	-	-	-
		-	-	-	-	-	-	-	-

CT 110

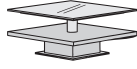
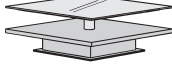

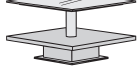
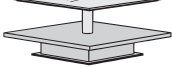
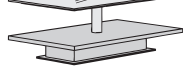
The CT 110 coffee table stands on a base plate made of stainless steel and a wooden plinth. The column is made of metal, anthracite powder-coated, while the top is in rear-lacquered glass. Three tables can also be adjusted in height using a manual device fitted under the glass top. The CT 110 is available in sizes of 70 x 70 cm, 90 x 90 cm and 120 x 70 cm.



List of versions

Model no.	Versions
894 947 895 871	White lacquer Sand lacquer Natural oak Core walnut

Coffee tables CT 110

Coffee tables CT 110 35.0 cm high Base plate made of stainless steel; plinth and lower shelf veneer or lacquer; column of metal, anthracite powder-coated Glass top in rear-lacquered glass	 70 x 70 cm		 90 x 90 cm		 120 x 70 cm	
	Top glass shelf: white rear-lacquered	Top glass shelf: black rear-lacquered	Top glass shelf: white rear-lacquered	Top glass shelf: black rear-lacquered	Top glass shelf: white rear-lacquered	Top glass shelf: black rear-lacquered
	07111	07211	09111	09211	02111	02211
	-	-	-	-	-	-
Coffee tables CT 110 adjustable in height to any setting from 40-55 cm using handswitch below glass top Base plate made of stainless steel; plinth and lower shelf veneer or lacquer; column of metal, anthracite powder-coated Glass top in rear-lacquered glass	Top glass shelf: grey rear-lacquered	Top glass shelf: sand rear-lacquered	Top glass shelf: grey rear-lacquered	Top glass shelf: sand rear-lacquered	Top glass shelf: grey rear-lacquered	Top glass shelf: sand rear-lacquered
	07511	07411	09511	09411	02511	02411
	-	-	-	-	-	-
	-	-	-	-	-	-
Coffee tables CT 110 adjustable in height to any setting from 40-55 cm using handswitch below glass top Base plate made of stainless steel; plinth and lower shelf veneer or lacquer; column of metal, anthracite powder-coated Glass top in rear-lacquered glass	 70 x 70 cm		 90 x 90 cm		 120 x 70 cm	
	Top glass shelf: white rear-lacquered	Top glass shelf: black rear-lacquered	Top glass shelf: white rear-lacquered	Top glass shelf: black rear-lacquered	Top glass shelf: white rear-lacquered	Top glass shelf: black rear-lacquered
	07121	07221	09121	09221	02121	02221
	-	-	-	-	-	-
	Top glass shelf: grey rear-lacquered	Top glass shelf: sand rear-lacquered	Top glass shelf: grey rear-lacquered	Top glass shelf: sand rear-lacquered	Top glass shelf: grey rear-lacquered	Top glass shelf: sand rear-lacquered
	07521	07421	09521	09421	02521	02421
	-	-	-	-	-	-
	-	-	-	-	-	-

CT 90

The CT 90 coffee table is available in many different versions and in sizes of 80 x 80 cm and 110 x 110 cm. The top glass surface is rear-lacquered, the lower surface in matt lacquer. The CT 90 is also fitted with an optional veneered revolving drawer – optionally with LED lamp – in a number of different versions.

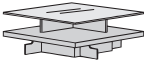
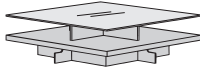


List of versions bottom shelf

Model no.	Versions
901	Black lacquer
902	White lacquer
905	Sand lacquer
906	Grey lacquer
908	Silk grey lacquer

Please note: Please state the model no. for the required version of the lower surface in your order. If no details are stated in the order, the lower surface is delivered in the same colour as the top glass surface!

Coffee tables CT 90



Coffee tables CT 90 without revolving drawer 32.0 cm high Top surface of rear-lacquered glass; bottom surface in matt lacquer (see list of versions) On plinth frame, high-gloss chrome											
		without revolving drawer									
		 80 x 80 cm					 110 x 110 cm				
without revolving drawer		Top glass surface rear-lacquered in:					Top glass surface rear-lacquered in:				
		black	white	sand	grey	silk grey	black	white	sand	grey	silk grey
		0819	0829	0859	0869	0889	0119	0129	0159	0169	0189
		-	-	-	-	-	-	-	-	-	-

Coffee tables CT 90

Coffee tables CT 90 with 1 revolving drawer
32.0 cm high

See previous page for further description of coffee table CT 90!

Revolving drawer in veneer
Max. load of revolving drawer: 7 kg



		 80 x 80 cm					 110 x 110 cm				
with 1 revolving drawer in:		Top glass surface rear-lacquered in:					Top glass surface rear-lacquered in:				
		black	white	sand	grey	silk grey	black	white	sand	grey	silk grey
Structured beech		08192 -	08292 -	08592 -	08692 -	08892 -	01192 -	01292 -	01592 -	01692 -	01892 -
Natural oak		08194 -	08294 -	08594 -	08694 -	08894 -	01194 -	01294 -	01594 -	01694 -	01894 -
Walnut		08191 -	08291 -	08591 -	08691 -	08891 -	01191 -	01291 -	01591 -	01691 -	01891 -
Core walnut		08195 -	08295 -	08595 -	08695 -	08895 -	01195 -	01295 -	01595 -	01695 -	01895 -

Coffee tables CT 90 with 1 revolving drawer incl. LED lamps
32.0 cm high

See previous page for further description of coffee table CT 90!

LED lamps, 7.5 V, 1.0 W operated by standard AAA 1.5 V batteries supplied (rechargeable batteries not possible);
with automatic switch when revolving drawer is swung out.

This type of luminaire is excepted from obligatory labelling in accordance with EU-VO 874/2012 guidelines
(Reason: battery-operated and/or < 30 Lumen).

		 80 x 80 cm					 110 x 110 cm				
with 1 revolving drawer in:		Top glass surface rear-lacquered in:					Top glass surface rear-lacquered in:				
		black	white	sand	grey	silk grey	black	white	sand	grey	silk grey
Structured beech		18192 -	18292 -	18592 -	18692 -	18892 -	11192 -	11292 -	11592 -	11692 -	11892 -
Natural oak		18194 -	18294 -	18594 -	18694 -	18894 -	11194 -	11294 -	11594 -	11694 -	11894 -
Walnut		18191 -	18291 -	18591 -	18691 -	18891 -	11191 -	11291 -	11591 -	11691 -	11891 -
Core walnut		18195 -	18295 -	18595 -	18695 -	18895 -	11195 -	11295 -	11595 -	11695 -	11895 -

CT 10




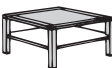





The CT 10 coffee table is a modern classic on light bronze coloured legs. A great number of versions and dimensions can be chosen for the sub-structure as well as the top and bottom shelf.



List of versions

Model no.	Versions	Price group
985	White lacquer	I
648	Pure white lacquer	I
987	Beech	I
942	Structured beech	I
971	Natural oak	I
946	Core walnut	III

Coffee tables CT 10

Coffee tables CT 10 45.0 cm high												
Top surface optionally in lacquer, veneer, clear glass, satinised glass, stained glass or rear-lacquered glass												
Bottom shelf in lacquer or veneer												
on light bronze coloured legs												
<div><div><div></div><div>70 x 70 cm</div></div><div><div></div><div>90 x 90 cm</div></div><div><div></div><div>120 x 70 cm</div></div></div>												
Price gr. I III	with wooden surface				with wooden surface				with wooden surface			
	0711				0911				01211			
	-				-				-			
	-				-				-			
<div><div><div></div><div>70 x 70 cm</div></div><div><div></div><div>90 x 90 cm</div></div><div><div></div><div>120 x 70 cm</div></div></div>												
	with rear-lacq. glass surface, white	with rear-lacq. glass surface, sand	with rear-lacq. glass surface, grey	with rear-lacq. glass surface, pure white	with rear-lacq. glass surface, white	with rear-lacq. glass surface, sand	with rear-lacq. glass surface, grey	with rear-lacq. glass surface, pure white	with rear-lacq. glass surface, white	with rear-lacq. glass surface, sand	with rear-lacq. glass surface, grey	with rear-lacq. glass surface, pure white
	07119	07118	07117	07116	09119	09118	09117	09116	012119	012118	012117	012116
Price gr. I III	- -	- -	- -	- -	- -	- -	- -	- -	- -	- -	- -	- -
<div><div><div></div><div>70 x 70 cm</div></div><div><div></div><div>90 x 90 cm</div></div><div><div></div><div>120 x 70 cm</div></div></div>												
	with clear glass surface	with sat. glass surface	with stained glass surface	with clear glass surface	with sat. glass surface	with stained glass surface	with clear glass surface	with sat. glass surface	with stained glass surface	with clear glass surface	with sat. glass surface	with stained glass surface
	076	077	078	096	097	098	0126	0127	0128			
Price gr. I III	- -	- -	- -	- -	- -	- -	- -	- -	- -	- -	- -	- -

Ancillary tables, bed shelf

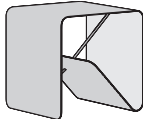

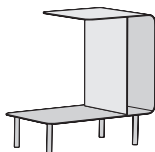



List of versions

Model no.	Versions	Price group
668	Quartz lacquer	I
669	Anthracite lacquer	I
670	Oxide lacquer	I
671	Bronze lacquer	I
646	Cream lacquer	I

Ancillary tables and bed shelf of lacquered metal

Ancillary tables, bed shelf

Ancillary tables, bed shelf Ancillary tables and bed shelf of metal; only available in one of the special lacquer versions (see list of versions)	Ancillary table BB 01		Ancillary table BB 02	
				
	Height x Width x Depth 42.5 x 42.5 x 40		50 x 43.5 x 41	
	50 -		51 -	
	Ancillary table BB 03		Bed shelf BB 04	
				
	Height x Width x Depth 52.1 x 51.5 x 32		20.3 x 13.3 x 32	
	52 -		53 -	

Your Hotline to hülsta

Do you have any questions or require any alterations to your order confirmation?
Do you have any questions on our products or your current order?
Do you have any complaints about supplied goods or required replacement parts?
Contact Telephone: +49 (0) 2563 / 86-1627 • email: orders@huelsta.com

Do you have any questions, suggestions or wishes for the **hülsta product seminars**?
Contact Telephone: +49 (0) 2563 / 86-1493 • email: seminare@huelsta.com

hülsta Planning Service

Your furn plan planning is so complex that you need our support? We have created the hülsta Planning Service for this kind of situation. hülsta employees will check your planning as quickly as possible. The customer gets a planning that will inspire him!

hülsta Planning Service
Tel.: +49 (0) 2563 / 86-1060
Fax: +49 (0) 2563 / 86-1000
Mail: Planungsservice-Handel@huelsta.com
Mondays to fridays from 9.00 a.m. until 5.00 p.m.

Special wishes? Come to us!

Maximum individuality! – Maximal flexibility! – hülsta makes most of your special wishes possible.
And if you do have a wish which is not quite so easy to implement, just give us a call or send us a mail or a fax. We have our own hülsta "Special Wishes Team" who are there to help you realise just these customer requests. These colleagues are professionals when it comes to special products. They plan and calculate the products possible for you and even develop an alternative suggestion if the idea should turn out to be technically impossible.

Here is an overview of the hülsta range of special wishes:

- A lot of special products can be ordered simply via the type list
- Special-sized products are planned simply and professionally
- Competent colleagues advise you by phone, by fax and by mail
- You will be sent alternative suggestions if the idea is technically impossible
- Many special-sized products are available without a surcharge
- Specially qualified carpenters and technicians implement your plans perfectly

hülsta Special Wishes Team
Tel.: +49 (0) 2563 / 86-1060
Fax: +49 (0) 2563 / 86-1000
Mail: Sonderwunsch@huelsta.com

We are open Saturdays for you, too!

Our **Saturday hotline** is available from **10.00 a.m. until 5.00 p.m.**

Telephone: +49 (0) 2563 / 86-1800

The hülsta Sales Department is available
mondays to fridays from 9.00 a.m. until 5.00 p.m.

hülsta COUCHTISCHE

Stand: E 9. 2021

Design and concept legally protected, subject to error and alterations to construction, colour and materials by way of technological progress.

hülsta-werke · Karl-Hüls-Straße 1 · D-48703 Stadthohe
Tel. +49 (0) 2563 / 86-0 · Fax +49 (0) 2563 / 86-1000
www.huelsta.com

