

MULTI-VIDRE SLEEPING





MULTI-VIDRE

MULTI-VIDRE brings sophisticated design into the bedroom with its visual highlights like the hovering wall cupboards without handles and cabinet fittings which until now were more likely to be found in the living room. As a genuine MULTI-talent, the range matches MULTI-BED and MULTI-FORMA II units in its surface versions and dimensions. A mixture of these materials can also provide some exciting extra touches if required.

Contents

	Page
Range introduction, list of versions	2-3
Handle versions	4-5
Consoles	6
Chests	7-9
Panels, lamps, remote control	10
General information:	
Special-sized products, special articles	11
Important notes: quality of walls / assembly instructions	12

Product information

- Many consoles and chests; in six heights, seven widths and one depth
- Consoles and chests on plinth adjusters, optionally plannable as wall unit
- Drawers and doors of consoles and chests with hülsta-Push-to-open, optionally available with optional handles
- Panels with glass shelf
- Lamps

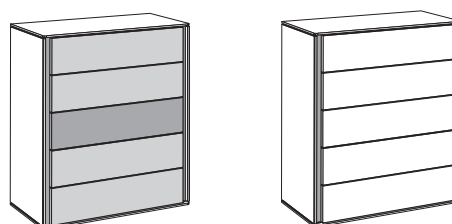
List of versions

	Model no.	Versions	Price group
Lacquer	648 640 644 641 663 667	Pure white lacquer White lacquer Sand lacquer Grey lacquer Silk grey lacquer Ice blue lacquer	I I I I I I
Veneer	685 680	Natural oak Core walnut	II II

Interior carcass in standard grey

Changing versions:

With MULTI-VIDRE it is possible to order the carcass, front and accent slats in different versions. In this case please state the model no. of carcass, front and accent slats separately. Please state clearly in the order! When changing versions from different price groups for carcass and front, the higher price group is always charged, a change of version for the accent slats does not affect the price.



Important notes

Changing versions:
It is possible to order the carcass, front and accent slats in different versions. In this case please state the model no. of carcass, front and accent slats separately. Please state clearly in the order! When changing versions from different price groups for carcass and front, the higher price group is always charged, a change of version for the accent slats does not affect the price.

Support slat for panels:
It is possible to order the support slat and panel in different versions. Please state clearly in the order! A change of version for the support slats does not affect the price.

Interior carcass and drawer frames in grey

Standard interior fittings:
Fitted wooden shelves are fitted behind doors at 2 Raster intervals and fitted glass shelves are fitted behind glass doors.

Wall units:
If consoles and chests are included as wall units, a wall bracket must be ordered.

Max. load:
Max. load of wooden and glass (fitted) shelves (up to 70.4 cm width) and drawers: 25 kg
Max. load of wooden and glass (fitted) shelves (between 70.4 and 105.6 cm width): 15 kg; from 105.6 cm width: 10 kg
Max. load of cover shelves: 35 kg per metre length for floor units.
Please also note any maximum loads which may be stated in the type list for the individual units!

hülsta-Push-to-open/hülsta-SoftFlow:
All fronts are delivered standard without handles (hülsta-Push-to-open). It is however possible to fit fronts with handles (without surcharge). One handle is fitted on each front of drawers. The hülsta-Push-to-open device is not fitted when optional handles are included. If drawers are fitted with handles, these are supplied with hülsta-SoftFlow on hidden roller bearings as fully pullout units, with automatic cushioning device. Please state the required version clearly in the order!

Labelling in type list drawings / assembly notes for wall units

Labelling in type list drawings / assembly notes for wall units
The majority of units have two wall mounting points (= number of base plates), if these are to be fitted as wall units. This is not explicitly mentioned in the type list. If a different number of wall mounting points (= base plates) is required, this is marked in the drawings in the type list with numbers in black boxes. Please be sure to note here the information and notes in the "Wall composition" chapter!

3
4

Notes on delivery

Notes on delivery:
The majority of the units are delivered standard as **fully connected units (glued)** so that the carcass **cannot be disassembled**. There are however some **exceptions** to this rule:

Some carcasses are delivered as complete units but can be **disassembled into individual sections** in the final customer's home. These types are marked with a **1** in the type list.

Some carcasses are delivered **in individual sections** because of their size. These types are marked with a **2** in the type list.

The fronts with the number **2** are delivered separately and can therefore always be (dis-) assembled.







Wall fitting

Important notes: Generally speaking, you as a dealer/qualified fitter are responsible for the correct wall mounting of the units. That is why wall mounting should only be carried out by properly trained and qualified fitters. hülsta supplies materials for mounting units on walls for nearly all the units and which should be used for safety and for constructional reasons. The assembly materials supplied by hülsta (plugs, screws) are only suitable for fitting components on to concrete in firmness class C12/15. For other materials (please see separate materials table in the wall composition chapter) we provide you with an assembly mortar set as an extra order. Please note that this assembly mortar set is also only suitable for the materials listed in the materials table. If walls are made up of other materials (e.g. plastered or lighter wall materials), one should use another method of mounting better suited to the load on site. Please note that if the units are not mounted properly on the wall, there is a risk of the units falling down or tipping over – especially when alternative mounting materials acquired on site have been used. For the reasons stated above it is absolutely essential to enquire about the composition of any walls before signing any contracts.

Handle versions

Handle versions

MULTI-VIDRE is supplied standard without handles (hülsta-Push-to-open). Optional handles can be ordered without a surcharge. Please state clearly in the order!






<p>Handle 110/109 optionally in matt chrome (handle 110) or high-gloss chrome (handle 109)</p>  <p>15.0 cm wide</p>	<p>Matt chrome</p>	<p>Standard handle</p> <p>110</p>	<p>Handle 113/126 optionally in matt chrome (handle 113) or high-gloss chrome (handle 126) - matching the MULTI-FORMA II handle 013 or 026</p>  <p>18.8 cm wide</p>	<p>Matt chrome</p>	<p>113</p>
<p>Handle 115/114 optionally in matt chrome (handle 115) or high-gloss chrome (handle 114) - matching the MULTI-FORMA II handle 015 or 014</p>  <p>6.8 cm wide</p>	<p>Matt chrome</p>	<p>115</p>	<p>Handle 130/129 optionally in matt chrome (handle 130) or high-gloss chrome (handle 129) - matching the MULTI-FORMA II handle 030 or 029</p>  <p>25.5 cm wide</p>	<p>Matt chrome</p>	<p>130</p>
<p>Handle 111 matt chrome - matching the MULTI-FORMA II handle 011</p>  <p>24.0 cm wide</p>	<p>Matt chrome</p>	<p>111</p>	<p>Handle 112 handle connection in matt chrome, handle section in wood/lacquer version - matching the MULTI-FORMA II handle 012</p>  <p>24.9 cm wide</p> <p>matching version</p>	<p>Wood/lacquer version, matt chrome</p>	<p>112</p>

Handle versions



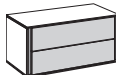



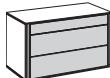
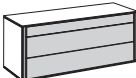


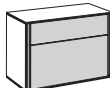
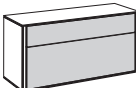


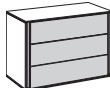
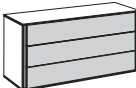
MULTI-VIDRE

Handle versions

MULTI-VIDRE is supplied standard without handles (hülsta-Push-to-open). Optional handles can be ordered without a surcharge. Please state clearly in the order!

<p>Handle knob 001/002 optionally in matt chrome (handle knob 002) or high-gloss chrome (handle knob 001) - matching the MULTI-FORMA II intermediate unit handle knob</p>  <p>2.5 cm long, Ø 1.1 cm</p>	Matt chrome	002	<p>Handle 146/147 optionally in matt chrome (handle 146) or high-gloss chrome (handle 147) - matching the MULTI-FORMA II handle 046/047 or 048/049</p>  <p>6.3 cm wide</p>	Matt chrome	146
	High-gloss chrome	001		High-gloss chrome	147
<p>Handle 1511/1512 optionally in high-gloss chrome (handle 1511) or antique silver (handle 1512) - matching the short FENA handle</p>  <p>8.6 cm wide</p>	Antique silver	1512	<p>Handle 1513/1514 optionally in high-gloss chrome (handle 1513) or antique silver (handle 1514) - matching the long FENA handle</p>  <p>17.8 cm wide</p>	Antique silver	1514
	High-gloss chrome	1511		High-gloss chrome	1513
<p>Handle 157/158 optionally in matt chrome (handle 158) or high-gloss chrome (handle 157) - matching the MULTI-FORMA II handle 057 or 058</p>  <p>5.6 cm wide</p>	Matt chrome	158			
	High-gloss chrome	157			

Consoles

Consoles 37.6 cm high (39.4 cm high incl. 1.8 cm high plinth adjusters), 45.1 cm deep	 51.6 cm wide				 60.4 cm wide				 78.0 cm wide				 113.2 cm wide					
			2 drawers				2 drawers				2 drawers				2 drawers			
			2501				2601				2701				21101			
	Price gr. I II		- -				- -				- -				- -			
Consoles 46.4 cm high (48.2 cm high incl. 1.8 cm high plinth adjusters), 45.1 cm deep	 51.6 cm wide				 60.4 cm wide				 78.0 cm wide				 113.2 cm wide					
			3 drawers				3 drawers				3 drawers				3 drawers			
			3501				3601				3701				31101			
	Price gr. I II		- -				- -				- -				- -			
Consoles 55.2 cm high (57.0 cm high incl. 1.8 cm high plinth adjusters), 45.1 cm deep	 51.6 cm wide				 60.4 cm wide				 78.0 cm wide				 113.2 cm wide					
			2 drawers				2 drawers				2 drawers				2 drawers			
			3511				3611				3711				31111			
	Price gr. I II		- -				- -				- -				- -			
	 51.6 cm wide				 60.4 cm wide				 78.0 cm wide				 113.2 cm wide					
			3 drawers				3 drawers				3 drawers				3 drawers			
			3521				3621				3721				31121			
	Price gr. I II		- -				- -				- -				- -			
	Wall bracket If units are to be included as wall units or stacked on top of one another, a wall bracket must be ordered.		for 51.6 cm width				for 60.4 cm width				for 78.0 cm width				for 113.2 cm width			
		4516				4604				4780				41132				
		-				-				-				-				

Notes on delivery:
Please see here the information on range introduction pages.





1
2

Assembly notes for wall units:
Please be sure to note here the information and notes in the "Wall composition" chapter!

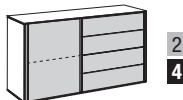
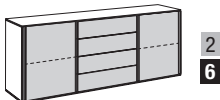
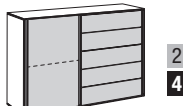
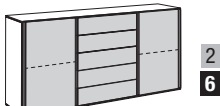

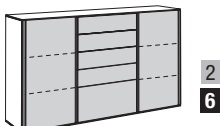
3
4

Chests

MULTI-VIDRE

Chests 72.8 cm high (74.6 cm high incl. 1.8 cm high plinth adjusters), 45.1 cm deep Max. load per unit when fitted as a wall unit: 30 kg				
				
	51.6 cm wide			
	4 drawers			
Chests 90.4 cm high (92.2 cm high incl. 1.8 cm high plinth adjusters), 45.1 cm deep Max. load per unit when fitted as a wall unit: 30 kg				
	60.4 cm wide			
	78.0 cm wide			
	113.2 cm wide			
Chests 108.0 cm high (109.8 cm high incl. 1.8 cm high plinth adjusters), 45.1 cm deep Max. load per unit when fitted as a wall unit: 30 kg				
	51.6 cm wide			
	60.4 cm wide			
	78.0 cm wide			
Chests 108.0 cm high (109.8 cm high incl. 1.8 cm high plinth adjusters), 45.1 cm deep Max. load per unit when fitted as a wall unit: 30 kg				
	113.2 cm wide			
	5 drawers			
	5 drawers			
Wall bracket If units are to be included as wall units or stacked on top of one another, a wall bracket must be ordered.	for 51.6 cm width			
	for 60.4 cm width			
	for 78.0 cm width			
	for 113.2 cm width			
Price gr. I II	4521			
	4621			
	4721			
	41121			
Price gr. I II	-			
	-			
	-			
	-			
Price gr. I II	5521			
	5621			
	5721			
	51121			
Price gr. I II	-			
	-			
	-			
	-			
Price gr. I II	6521			
	6621			
	6721			
	61121			
Price gr. I II	-			
	-			
	-			
	-			
Price gr. I II	4516			
	4604			
	4780			
	41132			
Price gr. I II	-			
	-			
	-			
	-			

Chests

Chests 72.8 cm high (74.6 cm high incl. 1.8 cm high plinth adjusters), 45.1 cm deep					
	133.4 cm wide		188.8 cm wide		
		1 door; 4 drawers	1 door; 4 drawers; 1 door		
	as illustr. v. versa	413011 413012		41801	
	Price gr. I II	- -		- -	
Max. load per unit when fitted as a wall unit: 30 kg					
Chests 90.4 cm high (92.2 cm high incl. 1.8 cm high plinth adjusters), 45.1 cm deep					
	133.4 cm wide		188.8 cm wide		
		1 door; 5 drawers	1 door; 5 drawers; 1 door		
	as illustr. v. versa	513011 513012		51801	
	Price gr. I II	- -		- -	
Max. load per unit when fitted as a wall unit: 30 kg					
Chests 108.0 cm high (109.8 cm high incl. 1.8 cm high plinth adjusters), 45.1 cm deep					
	133.4 cm wide		188.8 cm wide		
		1 door; 5 drawers	1 door; 5 drawers; 1 door		
	as illustr. v. versa	613011 613012		61801	
	Price gr. I II	- -		- -	
Max. load per unit when fitted as a wall unit: 30 kg					
Wall bracket If units are to be included as wall units or stacked on top of one another, a wall bracket must be ordered.	for 133.4 cm width		for 188.8 cm width		
	41334		41888		
	-		-		

Notes on delivery:
Please see here the information on range introduction pages.

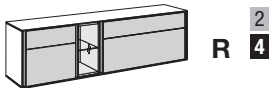
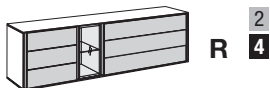
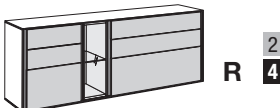
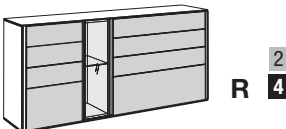
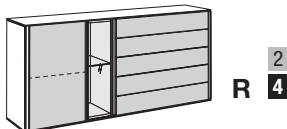
1
2

Assembly notes for wall units:
Please be sure to note here the information and notes in the "Wall composition" chapter!


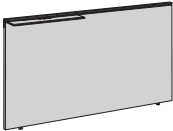
3
4

Chests

MULTI-VIDRE


Chests 55.2 cm high (57.0 cm high incl. 1.8 cm high plinth adjusters), 45.1 cm deep					
	197.6 cm wide		197.6 cm wide		
		2 drawers; 1 glass door, 2 drawers	3 drawers; 1 glass door, 3 drawers		
	as illustr. (R) v. versa (L)	319011 319012		319111 319112	
	Price gr. I II	- -		- -	
Max. load per unit when fitted as a wall unit: 30 kg					
Chests 72.8 cm high (74.6 cm high incl. 1.8 cm high plinth adjusters), 45.1 cm deep					
	197.6 cm wide				
		3 drawers; 1 glass door, 3 drawers			
	as illustr. (R) v. versa (L)	419011 419012			
	Price gr. I II	- -			
Max. load per unit when fitted as a wall unit: 30 kg					
Chests 90.4 cm high (92.2 cm high incl. 1.8 cm high plinth adjusters), 45.1 cm deep					
	197.6 cm wide		197.6 cm wide		
		4 drawers; 1 glass door, 4 drawers	1 door; 1 glass door; 5 drawers		
	as illustr. (R) v. versa (L)	519011 519012		519111 519112	
	Price gr. I II	- -		- -	
Max. load per unit when fitted as a wall unit: 30 kg					
Wall bracket If units are to be included as wall units or stacked on top of one another, a wall bracket must be ordered.	for 197.6 cm width				
	41976				

Panels


<div> Panels 72.7 cm high; 20.2 cm thick incl. assembly space </div> <div> Panels for fitting anywhere on walls </div> <div> The panels must only be fitted on absolutely solid walls. Plastered or lighter wall materials are not suitable for this purpose. Consoles cannot be hung up on the panels. </div> <div> Support slat for the glass shelf optionally in a different version to the panel. Please state clearly in the order. </div> <div> Max. load of glass shelf: 5.0 kg </div>				
	<div>  L </div> <div>94.6 cm wide</div>		<div>  L </div> <div>147.4 cm wide</div>	
		Panel with glass shelf	Panel with glass shelf	
		<div> 411 L 412 R </div>	<div> 421 L 422 R </div>	
Price gr.	I	-	-	
	II	-	-	

Accessories

Lamps

This luminaire contains built-in LED lamps of the energy classes A++ to A. The lamps cannot be changed in the luminaire. 12 V	LED lamps incl. footswitch. A remote control unit is possible for operation (against a surcharge).
Integrated LED spotlight Ø 7.1 cm; for fitting in units	
Later fitting is not possible.	
	
	2.9 W
	7941
	-

Remote control

Switching is done by an external footswitch. A remote control unit is also available as an alternative, which is charged extra. The remote control unit incorporates one transmitter and one receiver which operate all the LED lamps. The footswitch is omitted when the remote control unit is employed.			
<div> Remote control </div>			
<div> Surcharge for remote control (transmitter + receiver) type </div>	<div> 1601 </div>	-	<div>  </div>

MULTI-VIDRE

Special-sized products are possible on request.
Please get in touch with your customer advisor.

Special articles

Individual special-sized products

If the special-sized product that you require is so unusual that it cannot be illustrated with the many special sized products that we already provide and charge for, then we will quote you the price using a 33 unit type factor. In your order please state for us the relevant enquiry number and the 33 unit type factor stated.

33

-

Special colours; Note on „Blue Angel“ / Emissions label of DGM

Special colours

All the hülsta lacquer colours are possible for nearly all the hülsta ranges.
Availability and prices on request.

Note on „Blue Angel“ (RAL-UZ 38) and Emissions label of DGM (Class A)

It is possible that the requirements of the „Blue Angel“ and the DGM Emissions Label cannot be met by some of the lacquer colours in price groups III and IV (see here the different lacquer versions in the NEO range), depending on the colour mix (surface ratio of these colours in the corresponding order). However, the legal requirements are definitely met in all cases!

Important notes

Wall composition / assembly instruction









Important notes:
The composition of walls must be ascertained before concluding a contract and be checked by a qualified fitter before assembly takes place.

Assembly may only be carried out by a qualified fitter under careful observation of the assembly instructions.

The plastic Rawl plugs supplied by hülsta as a standard set are only suitable for concrete \geq C12/15, if the wall composition and compression strength corresponds to the table below. Under no circumstances must a unit be assembled on light masonry.

Furthermore, we provide a mounting set with assembly mortar for the types of walls listed below (see assembly mortar set below). Again, assembly must be carried out by a qualified fitter under careful observation of the wall composition and assembly instruction. The compression strength levels stated below must be met under all circumstances.

Materials table
with a description of which sets are to be used with the following types of walls:

Standard set	Assembly mortar set only suitable for the materials stated below!			
Concrete C12/15 Compression strength \geq 15 N/mm ² 		Building bricks Mz 12 Compression strength \geq 12 N/mm ²		Solid blocks of light concrete V2 Compression strength \geq 2 N/mm ²
		Limestone blocks KS 12 Compression strength \geq 12 N/mm ²		Perforated blocks of light concrete Hbl 2 Compression strength \geq 2 N/mm ²
		Perforated sand lime bricks KSL12 Compression strength \geq 12 N/mm ²		Aerated concrete PP2 Compression strength \geq 2 N/mm ²
		Vertically perforated bricks HLz 12 Compression strength \geq 12 N/mm ² Bulk density \geq 1.0 kg/dm ³		

A different and more suitable type of mounting must be chosen by a qualified fitter in all other cases. hülsta cannot accept any responsibility for the choice of any other types of mounting! Please note that if the units are not mounted properly on the wall, there is a risk of the units falling down or tipping over – especially when alternative mounting materials acquired on site have been used. Generally speaking, you as a dealer/qualified fitter are responsible for the correct wall mounting of the units.



Mounting sets

Labelling in type list drawings / assembly notes for wall units
The majority of units have two wall mounting points (= number of support boards), if these are to be fitted as wall units. This is not explicitly mentioned in the type list. If a different number of wall mounting points (= support boards) is required, this is marked in the drawings in the type list with numbers in black boxes. Every support board requires four mounting screws.

- 3** = 3 support boards
- 4** = 4 support boards, etc.

One **assembly mortar set** is sufficient for up to a maximum of 3 support boards or 4 wall side-panels.

Important note: Depending on the composition of the wall (see wall types illustrated above), assembly must be carried out using the special assembly mortar set and a standard trade mastic tool which are the basic essentials for safe and clean workmanship.

Standard set
The standard set consists of 4 plastic Rawl plugs and 4 mounting screws and is sufficient for 1 support board. The standard sets are included in the packet of fittings to match the number of support boards.

Assembly mortar set for up to a maximum of 3 support boards consisting of:

- 9x injection retaining sleeve
- 9x screw-in sleeve
- 1x injection cartridge
- 2x static mixer
- 1x assembly instructions

Please use the mounting screws from the standard set (supplied free of charge).

Example of order:

- Add up number of support boards for all existing unit types
 - Divide the sum by “3”
 - Round up the result to a full number
- = Number of assembly mortar sets required

M2

-

Your Hotline to hülsta

Do you have any questions or require any alterations to your order confirmation?
Do you have any questions on our products or your current order?
Do you have any complaints about supplied goods or required replacement parts?
Contact Telephone: +49 (0) 2563 / 86-1627 • email: orders@huelsta.com

Do you have any questions, suggestions or wishes for the **hülsta product seminars**?
Contact Telephone: +49 (0) 2563 / 86-1493 • email: seminare@huelsta.com

hülsta Planning Service

Your furn plan planning is so complex that you need our support? We have created the hülsta Planning Service for this kind of situation. hülsta employees will check your planning as quickly as possible. The customer gets a planning that will inspire him!

hülsta Planning Service
Tel.: +49 (0) 2563 / 86-1060
Fax: +49 (0) 2563 / 86-1000
Mail: Planungsservice-Handel@huelsta.com
Mondays to Fridays from 9.00 a.m. until 5.00 p.m.

Special wishes? Come to us!

Maximum individuality! – Maximal flexibility! – hülsta makes most of your special wishes possible.
And if you do have a wish which is not quite so easy to implement, just give us a call or send us a mail or a fax. We have our own hülsta "Special Wishes Team" who are there to help you realise just these customer requests. These colleagues are professionals when it comes to special products. They plan and calculate the products possible for you and even develop an alternative suggestion if the idea should turn out to be technically impossible.

Here is an overview of the hülsta range of special wishes:

- A lot of special products can be ordered simply via the type list
- Special-sized products are planned simply and professionally
- Competent colleagues advise you by phone, by fax and by mail
- You will be sent alternative suggestions if the idea is technically impossible
- Many special-sized products are available without a surcharge
- Specially qualified carpenters and technicians implement your plans perfectly

hülsta Special Wishes Team
Tel.: +49 (0) 2563 / 86-1060
Fax: +49 (0) 2563 / 86-1000
Mail: Sonderwunsch@huelsta.com

We are open Saturdays for you, too!

Our **Saturday hotline** is available from **10.00 a.m. until 5.00 p.m.**

Telephone: +49 (0) 2563 / 86-1800

The hülsta Sales Department is available
mondays to fridays from 9.00 a.m. until 5.00 p.m.

hülsta MULTI-VIDRE

Stand: E 9. 2021

Design and concept legally protected, subject to error and alterations to construction, colour and materials by way of technological progress.

hülsta-werke · Karl-Hüls-Straße 1 · D-48703 Stadthohe
Tel. +49 (0) 2563 / 86-0 · Fax +49 (0) 2563 / 86-1000
www.huelsta.com

