

SLEEPING SYSTEMS





Liegen Sie richtig. **SCHLAFSYSTEME** von



Contents

	Page
Mattresses	2-27
Topper	28-34
Pillows	35
Base frames	36-42
Fitted box INSIDE FLEX	43
Base frame-mattress combinations	44-46
Accessories, general notes	47-50

hülsta's **SLEEPING SYSTEMS** with their quality products provide the perfect prerequisites for relaxing sleep. Base frames and mattresses from hülsta match perfectly to form a unit. They are available with a variety of features and enable combinations that adapt ideally to meet your own individual preferences, e.g. for a "firmer" or "softer" resting surface.

Guarantee

Up to 12 years' hülsta guarantee on nearly all base frames; 3 years' guarantee on motors and electrical components; 5 years' guarantee on mattress core. Please also note here the guarantee passport accompanying the product.

General note

Proven scientific research done by the authorized norm-testing institutes is available to prove the maximum loads that individual base frames and mattresses per lying surface can be subjected to, up to a max. 140 kg. For loads above this level no guarantees can be given and any such warranties must be agreed on with hülsta beforehand.

Definition: single bed – double bed

Single beds are beds with widths of 70, 80, 90, 100, 120 and 140 cm (bed interior dimensions).

Double beds are beds with widths of 160, 180 and 200 cm (bed interior dimensions).

Note on 140 cm wide beds

If a 140 cm wide bed is used as a double bed, please use two 70 cm wide frames. If two 70 cm wide base frames are included in a 140 cm wide bed, an additional metal transverse support strut must be ordered. Two 70 cm wide mattresses or one 140 cm wide full-width mattress can be used.

Sizes for base frames and mattresses acc. to DIN-EN 1334.

AirDream 8000 thermo

7 zone Visco-therm foam mattress in 20 cm core height with HR* cold foam spring units

Core height: 20 cm, height with mattress cover: approx. 21 resp. 24 cm
3 firmness levels from soft to hard



*HR = highly resilient = highly elastic = genuine cold foam

- Quick warmth transference into the Visco-therm foam and ventilation through to the body; cover washable up to 60°C with mild detergent in easy-care programme, a great help in the case of many allergy problems

Top layer of mattress core:


- Visco-therm foam in top quality (85 kg/m³)
- Perfect pressure relief due to especially warmth-sensitive Visco layer
- Structured, perforated Visco plate prevents build-up of warmth and ensures moisture dispersion

Middle layer of mattress core:

- Innovative HR* cold foam spring units
- Unique lying comfort with a Visco mattress
- 7 zones support pressure relief and ensure perfect body support
- Perfect ventilation by transverse channels and hundreds of vertical perforations
- Springs create comfortable feeling when lying
- Improved bending performance for adjustable base frames

Bottom layer of mattress core:

- HR* cold foam side with all the advantages of a hülsta patented core



Mattress composition (Visco surface at top)

- Mattress cover: optionally **mattress cover with volume stretch** (volume stretch cover: 550 g/m² fabric quality; 74% polyester, 25% viscose, 1% Lycra) or **mattress cover with TENCEL** (TENCEL cover: 360 g/m² fabric quality; 69% polyester, 31% Lyocell, 400 g/m² fine upholstery with hollow climatic fibres, 100% polyester)
- 4 cm Visco-therm foam (RG 85) with structured surface and vertical perforations in 85x85 mm raster
- 9 cm HR* cold foam spring units (RG 60), varying firmness in 7 zones, symmetrical, vertical perforations in 85x85 mm raster
- 7 cm HR* cold foam (RG 60) with 7-zone cross-section, symmetrical, vertical perforations in 85x85 mm raster
- Very long life, free of filler materials
- All the components of the mattress meet the requirements of Eco-Text Standard 100, Class 1 for Babies, and „The Blue Angel“ mattress label, RAL UZ 119
- Special sizes** are possible (see below)

Further notes

Mattresses in special lengths and/or special widths

The mattress can be shortened free of charge in 1 cm steps in length and/or in width. If you require a shorter size (e.g. 195 cm in length and 85 cm in width) please state the type number of the mattress in the next larger size (in this case the mattress with a size of 200 x 90 cm). This mattress is then shortened to the required size of 195 x 85 cm free of charge.

Partners' mattresses

Partners' mattresses are delivered standard in 3 packages, i.e. the cover and the cores are delivered as single components and put together on site. Partners' mattresses are however also available in one package. In this case there is also a single core.

- Grey shading = trade standard sizes
- Special sizes available on request

AirDream 8000 thermo

Single mattresses with Volume stretch cover

VOLUME STRETCH

	Firmness level soft (1) BMI ≤ 25		Firmness level medium (2) BMI 25-31		Firmness level firm (3) BMI ≥ 31	
Dimensions (in cm)	Type no.		Type no.		Type no.	
70x190	HS367191	-	HS367192	-	HS367193	-
80x190	HS368191	-	HS368192	-	HS368193	-
90x190	HS369191	-	HS369192	-	HS369193	-
100x190	HS3610191	-	HS3610192	-	HS3610193	-
120x190	HS3612191	-	HS3612192	-	HS3612193	-
140x190	HS3614191	-	HS3614192	-	HS3614193	-
70x200	HS367201	-	HS367202	-	HS367203	-
80x200	HS368201	-	HS368202	-	HS368203	-
90x200	HS369201	-	HS369202	-	HS369203	-
100x200	HS3610201	-	HS3610202	-	HS3610203	-
120x200	HS3612201	-	HS3612202	-	HS3612203	-
140x200	HS3614201	-	HS3614202	-	HS3614203	-
70x210	HS367211	-	HS367212	-	HS367213	-
80x210	HS368211	-	HS368212	-	HS368213	-
90x210	HS369211	-	HS369212	-	HS369213	-
100x210	HS3610211	-	HS3610212	-	HS3610213	-
120x210	HS3612211	-	HS3612212	-	HS3612213	-
140x210	HS3614211	-	HS3614212	-	HS3614213	-
70x220	HS367221	-	HS367222	-	HS367223	-
80x220	HS368221	-	HS368222	-	HS368223	-
90x220	HS369221	-	HS369222	-	HS369223	-
100x220	HS3610221	-	HS3610222	-	HS3610223	-
120x220	HS3612221	-	HS3612222	-	HS3612223	-
140x220	HS3614221	-	HS3614222	-	HS3614223	-

AirDream 8000 thermo

Partners' mattresses

with full-surface Volume stretch cover and two cores (3 pcs.)

	Firmness level soft / soft (1 / 1)		Firmness level soft / medium (1 / 2)		Firmness level soft / firm (1 / 3)	
Dimensions (in cm)	Type no.		Type no.		Type no.	
160x190	HS36161911	-	HS36161912	-	HS36161913	-
180x190	HS36181911	-	HS36181912	-	HS36181913	-
200x190	HS36201911	-	HS36201912	-	HS36201913	-
160x200	HS36162011	-	HS36162012	-	HS36162013	-
180x200	HS36182011	-	HS36182012	-	HS36182013	-
200x200	HS36202011	-	HS36202012	-	HS36202013	-
160x210	HS36162111	-	HS36162112	-	HS36162113	-
180x210	HS36182111	-	HS36182112	-	HS36182113	-
200x210	HS36202111	-	HS36202112	-	HS36202113	-
160x220	HS36162211	-	HS36162212	-	HS36162213	-
180x220	HS36182211	-	HS36182212	-	HS36182213	-
200x220	HS36202211	-	HS36202212	-	HS36202213	-
	Firmness level medium / medium (2 / 2)		Firmness level medium / firm (2 / 3)		Firmness level firm / firm (3 / 3)	
Dimensions (in cm)	Type no.		Type no.		Type no.	
160x190	HS36161922	-	HS36161923	-	HS36161933	-
180x190	HS36181922	-	HS36181923	-	HS36181933	-
200x190	HS36201922	-	HS36201923	-	HS36201933	-
160x200	HS36162022	-	HS36162023	-	HS36162033	-
180x200	HS36182022	-	HS36182023	-	HS36182033	-
200x200	HS36202022	-	HS36202023	-	HS36202033	-
160x210	HS36162122	-	HS36162123	-	HS36162133	-
180x210	HS36182122	-	HS36182123	-	HS36182133	-
200x210	HS36202122	-	HS36202123	-	HS36202133	-
160x220	HS36162222	-	HS36162223	-	HS36162233	-
180x220	HS36182222	-	HS36182223	-	HS36182233	-
200x220	HS36202222	-	HS36202223	-	HS36202233	-

AirDream 8000 thermo

Single mattresses with TENCEL cover

TENCEL

	Firmness level soft (1) BMI ≤ 25		Firmness level medium (2) BMI 25-31		Firmness level firm (3) BMI ≥ 31	
Dimensions (in cm)	Type no.		Type no.		Type no.	
70x190	HS217191	-	HS217192	-	HS217193	-
80x190	HS218191	-	HS218192	-	HS218193	-
90x190	HS219191	-	HS219192	-	HS219193	-
100x190	HS2110191	-	HS2110192	-	HS2110193	-
120x190	HS2112191	-	HS2112192	-	HS2112193	-
140x190	HS2114191	-	HS2114192	-	HS2114193	-
70x200	HS217201	-	HS217202	-	HS217203	-
80x200	HS218201	-	HS218202	-	HS218203	-
90x200	HS219201	-	HS219202	-	HS219203	-
100x200	HS2110201	-	HS2110202	-	HS2110203	-
120x200	HS2112201	-	HS2112202	-	HS2112203	-
140x200	HS2114201	-	HS2114202	-	HS2114203	-
70x210	HS217211	-	HS217212	-	HS217213	-
80x210	HS218211	-	HS218212	-	HS218213	-
90x210	HS219211	-	HS219212	-	HS219213	-
100x210	HS2110211	-	HS2110212	-	HS2110213	-
120x210	HS2112211	-	HS2112212	-	HS2112213	-
140x210	HS2114211	-	HS2114212	-	HS2114213	-
70x220	HS217221	-	HS217222	-	HS217223	-
80x220	HS218221	-	HS218222	-	HS218223	-
90x220	HS219221	-	HS219222	-	HS219223	-
100x220	HS2110221	-	HS2110222	-	HS2110223	-
120x220	HS2112221	-	HS2112222	-	HS2112223	-
140x220	HS2114221	-	HS2114222	-	HS2114223	-

AirDream 8000 thermo

Partners' mattresses

with full-surface TENCEL cover and two cores (3 pcs.)

	Firmness level soft / soft (1 / 1)		Firmness level soft / medium (1 / 2)		Firmness level soft / firm (1 / 3)	
Dimensions (in cm)	Type no.		Type no.		Type no.	
160x190	HS21161911	-	HS21161912	-	HS21161913	-
180x190	HS21181911	-	HS21181912	-	HS21181913	-
200x190	HS21201911	-	HS21201912	-	HS21201913	-
160x200	HS21162011	-	HS21162012	-	HS21162013	-
180x200	HS21182011	-	HS21182012	-	HS21182013	-
200x200	HS21202011	-	HS21202012	-	HS21202013	-
160x210	HS21162111	-	HS21162112	-	HS21162113	-
180x210	HS21182111	-	HS21182112	-	HS21182113	-
200x210	HS21202111	-	HS21202112	-	HS21202113	-
160x220	HS21162211	-	HS21162212	-	HS21162213	-
180x220	HS21182211	-	HS21182212	-	HS21182213	-
200x220	HS21202211	-	HS21202212	-	HS21202213	-
	Firmness level medium / medium (2 / 2)		Firmness level medium / firm (2 / 3)		Firmness level firm / firm (3 / 3)	
Dimensions (in cm)	Type no.		Type no.		Type no.	
160x190	HS21161922	-	HS21161923	-	HS21161933	-
180x190	HS21181922	-	HS21181923	-	HS21181933	-
200x190	HS21201922	-	HS21201923	-	HS21201933	-
160x200	HS21162022	-	HS21162023	-	HS21162033	-
180x200	HS21182022	-	HS21182023	-	HS21182033	-
200x200	HS21202022	-	HS21202023	-	HS21202033	-
160x210	HS21162122	-	HS21162123	-	HS21162133	-
180x210	HS21182122	-	HS21182123	-	HS21182133	-
200x210	HS21202122	-	HS21202123	-	HS21202133	-
160x220	HS21162222	-	HS21162223	-	HS21162233	-
180x220	HS21182222	-	HS21182223	-	HS21182233	-
200x220	HS21202222	-	HS21202223	-	HS21202233	-

AirDream 7000

7 zone comfort 3-layer HR* cold foam mattress in 20 cm core height with HR* cold foam spring units

Core height: 20 cm, height with mattress cover: approx. 21 resp. 24 cm
3 firmness levels from soft to hard



*HR = highly resilient = highly elastic = genuine cold foam


- Comfort core height 20 cm, especially comfortable feeling due to micro reverberations of HR* cold foam spring units

Top layer + bottom layer:

- HR* cold foam sides, with all the advantages of a hülsta patented core
- Very good body and spine support with multi-zone construction
- Soft, pressure-relieving surface segments (pyramid-shaped construction)
- Perfect air circulation for quick moisture dispersion via vertical, full-depth air channels (85x85 mm raster) and segmented surface
- Cover washable up to 60°C with mild detergent in easy-care programme, a great help in the case of many allergy problems

Middle layer:

- Innovative HR* cold foam spring units
- Unique lying comfort due to special zone elasticity in combination with micro-swing characteristics similar to a spring-core
- 7 zones support pressure relief and ensure perfect body support
- Perfect ventilation by transverse channels and vertical perforations in 85x85 mm raster
- Improved bending performance for adjustable base frames



Mattress composition

- Mattress cover: optionally mattress cover with volume stretch (volume stretch cover: 550 g/m² fabric quality; 74% polyester, 25% viscose, 1% Lycra) or mattress cover with TENCEL (TENCEL cover: 360 g/m² fabric quality; 69% polyester, 31% Lyocell, 400 g/m² fine upholstery with hollow climatic fibres, 100% polyester)
- 5.5 cm HR* cold foam (RG 60) with 7-zone cross-section, symmetrical, vertical perforations in raster of 85x85 mm
- 9 cm HR* cold foam spring units (RG 60), varying firmness in 7 zones, symmetrical, vertical perforations in 85x85 mm raster
- 5.5 cm HR* cold foam (RG 60) with 7-zone cross-section, symmetrical, vertical perforations in raster of 85x85 mm
- Reversible
- Very long life, free of filler materials
- All the components of the mattress meet the requirements of Eco-Tex Standard 100, Class 1 for Babies, and „The Blue Angel“ mattress label, RAL UZ 119
- **Special sizes** are possible (see below)

Further notes

Mattresses in special lengths and/or special widths

The mattress can be shortened free of charge in 1 cm steps in length and/or in width. If you require a shorter size (e.g. 195 cm in length and 85 cm in width) please state the type number of the mattress in the next larger size (in this case the mattress with a size of 200 x 90 cm). This mattress is then shortened to the required size of 195 x 85 cm free of charge.

Partners' mattresses

Partners' mattresses are delivered standard in 3 packages, i.e. the cover and the cores are delivered as single components and put together on site. Partners' mattresses are however also available in one package. In this case there is also a single core.

- Grey shading = trade standard sizes
- Special sizes available on request

AirDream 7000

Single mattresses with Volume stretch cover

VOLUME STRETCH

	Firmness level soft (1) BMI ≤ 25		Firmness level medium (2) BMI 25-31		Firmness level firm (3) BMI ≥ 31	
Dimensions (in cm)	Type no.		Type no.		Type no.	
70x190	HS357191	-	HS357192	-	HS357193	-
80x190	HS358191	-	HS358192	-	HS358193	-
90x190	HS359191	-	HS359192	-	HS359193	-
100x190	HS3510191	-	HS3510192	-	HS3510193	-
120x190	HS3512191	-	HS3512192	-	HS3512193	-
140x190	HS3514191	-	HS3514192	-	HS3514193	-
70x200	HS357201	-	HS357202	-	HS357203	-
80x200	HS358201	-	HS358202	-	HS358203	-
90x200	HS359201	-	HS359202	-	HS359203	-
100x200	HS3510201	-	HS3510202	-	HS3510203	-
120x200	HS3512201	-	HS3512202	-	HS3512203	-
140x200	HS3514201	-	HS3514202	-	HS3514203	-
70x210	HS357211	-	HS357212	-	HS357213	-
80x210	HS358211	-	HS358212	-	HS358213	-
90x210	HS359211	-	HS359212	-	HS359213	-
100x210	HS3510211	-	HS3510212	-	HS3510213	-
120x210	HS3512211	-	HS3512212	-	HS3512213	-
140x210	HS3514211	-	HS3514212	-	HS3514213	-
70x220	HS357221	-	HS357222	-	HS357223	-
80x220	HS358221	-	HS358222	-	HS358223	-
90x220	HS359221	-	HS359222	-	HS359223	-
100x220	HS3510221	-	HS3510222	-	HS3510223	-
120x220	HS3512221	-	HS3512222	-	HS3512223	-
140x220	HS3514221	-	HS3514222	-	HS3514223	-

AirDream 7000

Partners' mattresses

with full-surface Volume stretch cover and two cores (3 pcs.)

	Firmness level soft / soft (1 / 1)		Firmness level soft / medium (1 / 2)		Firmness level soft / firm (1 / 3)	
Dimensions (in cm)	Type no.		Type no.		Type no.	
160x190	HS35161911	-	HS35161912	-	HS35161913	-
180x190	HS35181911	-	HS35181912	-	HS35181913	-
200x190	HS35201911	-	HS35201912	-	HS35201913	-
160x200	HS35162011	-	HS35162012	-	HS35162013	-
180x200	HS35182011	-	HS35182012	-	HS35182013	-
200x200	HS35202011	-	HS35202012	-	HS35202013	-
160x210	HS35162111	-	HS35162112	-	HS35162113	-
180x210	HS35182111	-	HS35182112	-	HS35182113	-
200x210	HS35202111	-	HS35202112	-	HS35202113	-
160x220	HS35162211	-	HS35162212	-	HS35162213	-
180x220	HS35182211	-	HS35182212	-	HS35182213	-
200x220	HS35202211	-	HS35202212	-	HS35202213	-
	Firmness level medium / medium (2 / 2)		Firmness level medium / firm (2 / 3)		Firmness level firm / firm (3 / 3)	
Dimensions (in cm)	Type no.		Type no.		Type no.	
160x190	HS35161922	-	HS35161923	-	HS35161933	-
180x190	HS35181922	-	HS35181923	-	HS35181933	-
200x190	HS35201922	-	HS35201923	-	HS35201933	-
160x200	HS35162022	-	HS35162023	-	HS35162033	-
180x200	HS35182022	-	HS35182023	-	HS35182033	-
200x200	HS35202022	-	HS35202023	-	HS35202033	-
160x210	HS35162122	-	HS35162123	-	HS35162133	-
180x210	HS35182122	-	HS35182123	-	HS35182133	-
200x210	HS35202122	-	HS35202123	-	HS35202133	-
160x220	HS35162222	-	HS35162223	-	HS35162233	-
180x220	HS35182222	-	HS35182223	-	HS35182233	-
200x220	HS35202222	-	HS35202223	-	HS35202233	-

AirDream 7000

Single mattresses with TENCEL cover

TENCEL

	Firmness level soft (1) BMI ≤ 25		Firmness level medium (2) BMI 25-31		Firmness level firm (3) BMI ≥ 31	
Dimensions (in cm)	Type no.		Type no.		Type no.	
70x190	HS207191	-	HS207192	-	HS207193	-
80x190	HS208191	-	HS208192	-	HS208193	-
90x190	HS209191	-	HS209192	-	HS209193	-
100x190	HS2010191	-	HS2010192	-	HS2010193	-
120x190	HS2012191	-	HS2012192	-	HS2012193	-
140x190	HS2014191	-	HS2014192	-	HS2014193	-
70x200	HS207201	-	HS207202	-	HS207203	-
80x200	HS208201	-	HS208202	-	HS208203	-
90x200	HS209201	-	HS209202	-	HS209203	-
100x200	HS2010201	-	HS2010202	-	HS2010203	-
120x200	HS2012201	-	HS2012202	-	HS2012203	-
140x200	HS2014201	-	HS2014202	-	HS2014203	-
70x210	HS207211	-	HS207212	-	HS207213	-
80x210	HS208211	-	HS208212	-	HS208213	-
90x210	HS209211	-	HS209212	-	HS209213	-
100x210	HS2010211	-	HS2010212	-	HS2010213	-
120x210	HS2012211	-	HS2012212	-	HS2012213	-
140x210	HS2014211	-	HS2014212	-	HS2014213	-
70x220	HS207221	-	HS207222	-	HS207223	-
80x220	HS208221	-	HS208222	-	HS208223	-
90x220	HS209221	-	HS209222	-	HS209223	-
100x220	HS2010221	-	HS2010222	-	HS2010223	-
120x220	HS2012221	-	HS2012222	-	HS2012223	-
140x220	HS2014221	-	HS2014222	-	HS2014223	-

AirDream 7000

Partners' mattresses

with full-surface TENCEL cover and two cores (3 pcs.)

	Firmness level soft / soft (1 / 1)		Firmness level soft / medium (1 / 2)		Firmness level soft / firm (1 / 3)	
Dimensions (in cm)	Type no.		Type no.		Type no.	
160x190	HS20161911	-	HS20161912	-	HS20161913	-
180x190	HS20181911	-	HS20181912	-	HS20181913	-
200x190	HS20201911	-	HS20201912	-	HS20201913	-
160x200	HS20162011	-	HS20162012	-	HS20162013	-
180x200	HS20182011	-	HS20182012	-	HS20182013	-
200x200	HS20202011	-	HS20202012	-	HS20202013	-
160x210	HS20162111	-	HS20162112	-	HS20162113	-
180x210	HS20182111	-	HS20182112	-	HS20182113	-
200x210	HS20202111	-	HS20202112	-	HS20202113	-
160x220	HS20162211	-	HS20162212	-	HS20162213	-
180x220	HS20182211	-	HS20182212	-	HS20182213	-
200x220	HS20202211	-	HS20202212	-	HS20202213	-
	Firmness level medium / medium (2 / 2)		Firmness level medium / firm (2 / 3)		Firmness level firm / firm (3 / 3)	
Dimensions (in cm)	Type no.		Type no.		Type no.	
160x190	HS20161922	-	HS20161923	-	HS20161933	-
180x190	HS20181922	-	HS20181923	-	HS20181933	-
200x190	HS20201922	-	HS20201923	-	HS20201933	-
160x200	HS20162022	-	HS20162023	-	HS20162033	-
180x200	HS20182022	-	HS20182023	-	HS20182033	-
200x200	HS20202022	-	HS20202023	-	HS20202033	-
160x210	HS20162122	-	HS20162123	-	HS20162133	-
180x210	HS20182122	-	HS20182123	-	HS20182133	-
200x210	HS20202122	-	HS20202123	-	HS20202133	-
160x220	HS20162222	-	HS20162223	-	HS20162233	-
180x220	HS20182222	-	HS20182223	-	HS20182233	-
200x220	HS20202222	-	HS20202223	-	HS20202233	-

AirDream 2000

7 zone HR* cold foam mattress


Core height: 16 cm, height with mattress cover: approx. 20 cm

3 firmness levels from soft to hard



*HR = highly resilient = highly elastic = genuine cold foam

- Very good body and spine support with multi-zone construction
- Soft, pressure-relieving surface segments (pyramid-shaped construction)
- Perfect air circulation for moisture dispersion with vertical air channels (more than 200 on 90 x 200 cm) and segmented surface
- Cover washable up to 60°C with mild detergent in easy-care programme, a great help in the case of many allergy problems



Mattress composition

- Mattress cover TENCEL (TENCEL cover: 360 g/m² fabric quality; 69% polyester, 31% Lyocell, 400 g/m² fine upholstery with hollow climatic fibres, 100% polyester)
- 16 cm high core: top and reverse side with the same multi-zone construction – reversible
- HR* cold foam with open-pored cell structure; RG 50 (volume weight 50 kg/m³): highly elastic, good form retention, very long-lasting, free of filler materials
- All the components of the mattress meet the requirements of Eco-Text Standard 100, Class 1 for Babies, and „The Blue Angel“ mattress label, RAL UZ 119
- **Special sizes** are possible (see below)

Further notes

- **Mattresses in special lengths and/or special widths**
The mattress can be shortened free of charge in 1 cm steps in length and/or in width. If you require a shorter size (e.g. 195 cm in length and 85 cm in width) please state the type number of the mattress in the next larger size (in this case the mattress with a size of 200 x 90 cm). This mattress is then shortened to the required size of 195 x 85 cm free of charge.
- **Partners' mattresses**
Partners' mattresses are delivered standard in 3 packages, i.e. the cover and the cores are delivered as single components and put together on site. Partners' mattresses are however also available in one package. In this case there is also a single core.
- Grey shading = trade standard sizes
- Special sizes available on request

AirDream 2000 Single mattresses

	Firmness level soft (1) BMI ≤ 25		Firmness level medium (2) BMI 25-31		Firmness level firm (3) BMI ≥ 31	
Dimensions (in cm)	Type no.		Type no.		Type no.	
70x190	HS067191	-	HS067192	-	HS067193	-
80x190	HS068191	-	HS068192	-	HS068193	-
90x190	HS069191	-	HS069192	-	HS069193	-
100x190	HS0610191	-	HS0610192	-	HS0610193	-
120x190	HS0612191	-	HS0612192	-	HS0612193	-
140x190	HS0614191	-	HS0614192	-	HS0614193	-
70x200	HS067201	-	HS067202	-	HS067203	-
80x200	HS068201	-	HS068202	-	HS068203	-
90x200	HS069201	-	HS069202	-	HS069203	-
100x200	HS0610201	-	HS0610202	-	HS0610203	-
120x200	HS0612201	-	HS0612202	-	HS0612203	-
140x200	HS0614201	-	HS0614202	-	HS0614203	-
70x210	HS067211	-	HS067212	-	HS067213	-
80x210	HS068211	-	HS068212	-	HS068213	-
90x210	HS069211	-	HS069212	-	HS069213	-
100x210	HS0610211	-	HS0610212	-	HS0610213	-
120x210	HS0612211	-	HS0612212	-	HS0612213	-
140x210	HS0614211	-	HS0614212	-	HS0614213	-
70x220	HS067221	-	HS067222	-	HS067223	-
80x220	HS068221	-	HS068222	-	HS068223	-
90x220	HS069221	-	HS069222	-	HS069223	-
100x220	HS0610221	-	HS0610222	-	HS0610223	-
120x220	HS0612221	-	HS0612222	-	HS0612223	-
140x220	HS0614221	-	HS0614222	-	HS0614223	-

AirDream 2000 Partners' mattresses
with full-surface cover and two cores (3 pcs.)

	Firmness level soft / soft (1 / 1)		Firmness level soft / medium (1 / 2)		Firmness level soft / firm (1 / 3)	
Dimensions (in cm)	Type no.		Type no.		Type no.	
160x190	HS06161911	-	HS06161912	-	HS06161913	-
180x190	HS06181911	-	HS06181912	-	HS06181913	-
200x190	HS06201911	-	HS06201912	-	HS06201913	-
160x200	HS06162011	-	HS06162012	-	HS06162013	-
180x200	HS06182011	-	HS06182012	-	HS06182013	-
200x200	HS06202011	-	HS06202012	-	HS06202013	-
160x210	HS06162111	-	HS06162112	-	HS06162113	-
180x210	HS06182111	-	HS06182112	-	HS06182113	-
200x210	HS06202111	-	HS06202112	-	HS06202113	-
160x220	HS06162211	-	HS06162212	-	HS06162213	-
180x220	HS06182211	-	HS06182212	-	HS06182213	-
200x220	HS06202211	-	HS06202212	-	HS06202213	-
	Firmness level medium / medium (2 / 2)		Firmness level medium / firm (2 / 3)		Firmness level firm / firm (3 / 3)	
Dimensions (in cm)	Type no.		Type no.		Type no.	
160x190	HS06161922	-	HS06161923	-	HS06161933	-
180x190	HS06181922	-	HS06181923	-	HS06181933	-
200x190	HS06201922	-	HS06201923	-	HS06201933	-
160x200	HS06162022	-	HS06162023	-	HS06162033	-
180x200	HS06182022	-	HS06182023	-	HS06182033	-
200x200	HS06202022	-	HS06202023	-	HS06202033	-
160x210	HS06162122	-	HS06162123	-	HS06162133	-
180x210	HS06182122	-	HS06182123	-	HS06182133	-
200x210	HS06202122	-	HS06202123	-	HS06202133	-
160x220	HS06162222	-	HS06162223	-	HS06162233	-
180x220	HS06182222	-	HS06182223	-	HS06182233	-
200x220	HS06202222	-	HS06202223	-	HS06202233	-

AirDream smart


7 zone PUR foam combi mattress

Core height: 18 cm, height with mattress cover: approx. 20 cm
2 firmness levels: medium and firm



*HR = highly resilient = highly elastic = genuine cold foam

- Very good body and spine support through innovative material combination (3-layer composition) und 7 zone sectioning technology, very good results in the HEIA sample test from the Warentest Institute
- Soft, pressure-relieving surface structure, optimised by core centre zone sectioning
- Optimum air circulation for quick moisture dispersion through vertical air channels, surface and core centre sectioning
- Innovative 3D mesh mattress cover with special X-structure, hard wearing, extremely adaptable, perfect contact surface acclimatisation
- Cover washable up to 60°C with mild detergent in easy-care programme, a great help in the case of many allergy problems
- Outstandingly suitable for hülsta base frames



Mattress composition

- Mattress cover 3D-Mesh (3D-mesh climate cover: 330 g/m² fabric quality; 100% polyester) with special X-structure
- 18 cm high 3-layer core: top and bottom side with the same 7 zone structure, core centre with transverse ventilation channels, vertical ventilation channels
- HR* cold foam and PUR-HRV foam with open-pored cell structure; RG 45/50 (volume weight 45 or 50 kg/m³): highly elastic, good form retention even under the effects of moisture, very long life, free of filler materials
- All the components of the mattress meet the requirements of Eco-Tex Standard 100, Class 1 for Babies, and „The Blue Angel“ mattress label, RAL UZ 119
- **Special sizes** are possible (see below)

Further notes

- **Mattresses in special lengths and/or special widths**
 The mattress can be shortened free of charge in 1 cm steps in length and/or in width. If you require a shorter size (e.g. 195 cm in length and 85 cm in width) please state the type number of the mattress in the next larger size (in this case the mattress with a size of 200 x 90 cm). This mattress is then shortened to the required size of 195 x 85 cm free of charge.
- **Partners' mattresses**
 Partners' mattresses are delivered standard in 3 packages, i.e. the cover and the cores are delivered as single components and put together on site. Partners' mattresses are however also available in one package. In this case there is also a single core.
- Grey shading = trade standard sizes
- Special sizes available on request

AirDream smart Single mattresses

	Firmness level medium (2) BMI ≤ 28		Firmness level firm (3) BMI ≥ 28	
Dimensions (in cm)	Type no.		Type no.	
70x190	HS347192	-	HS347193	-
80x190	HS348192	-	HS348193	-
90x190	HS349192	-	HS349193	-
100x190	HS3410192	-	HS3410193	-
120x190	HS3412192	-	HS3412193	-
140x190	HS3414192	-	HS3414193	-
70x200	HS347202	-	HS347203	-
80x200	HS348202	-	HS348203	-
90x200	HS349202	-	HS349203	-
100x200	HS3410202	-	HS3410203	-
120x200	HS3412202	-	HS3412203	-
140x200	HS3414202	-	HS3414203	-
70x210	HS347212	-	HS347213	-
80x210	HS348212	-	HS348213	-
90x210	HS349212	-	HS349213	-
100x210	HS3410212	-	HS3410213	-
120x210	HS3412212	-	HS3412213	-
140x210	HS3414212	-	HS3414213	-
70x220	HS347222	-	HS347223	-
80x220	HS348222	-	HS348223	-
90x220	HS349222	-	HS349223	-
100x220	HS3410222	-	HS3410223	-
120x220	HS3412222	-	HS3412223	-
140x220	HS3414222	-	HS3414223	-

AirDream smart Partners' mattresses
with full-surface cover and two cores (3 pcs.)

	Firmness level medium / medium (2 / 2)		Firmness level medium / firm (2 / 3)		Firmness level firm / firm (3 / 3)	
Dimensions (in cm)	Type no.		Type no.		Type no.	
160x190	HS34161922	-	HS34161923	-	HS34161933	-
180x190	HS34181922	-	HS34181923	-	HS34181933	-
200x190	HS34201922	-	HS34201923	-	HS34201933	-
160x200	HS34162022	-	HS34162023	-	HS34162033	-
180x200	HS34182022	-	HS34182023	-	HS34182033	-
200x200	HS34202022	-	HS34202023	-	HS34202033	-
160x210	HS34162122	-	HS34162123	-	HS34162133	-
180x210	HS34182122	-	HS34182123	-	HS34182133	-
200x210	HS34202122	-	HS34202123	-	HS34202133	-
160x220	HS34162222	-	HS34162223	-	HS34162233	-
180x220	HS34182222	-	HS34182223	-	HS34182233	-
200x220	HS34202222	-	HS34202223	-	HS34202233	-

TopPoint gel


7 zone micro cylinder pocket spring core mattress with GELax comfort upholstery

Core height: 22 cm, height with mattress cover: approx. 23 cm

3 firmness levels from soft to hard



- Very good body and spine support through micro cylinder pocket spring core in combination with GELax comfort upholstery
- Multi-sealed micro cylinder springs in single pockets, pre-tensioned, in 7 zone system with 625 springs/m²
- Especially pressure-relieving GELax comfort upholstery with zonal perforations
- Optimum air circulation for quick moisture dispersion through vertical air channels and open spring core
- Innovative volume stretch mattress cover, extremely adaptable
- Cover washable up to 60°C with mild detergent in easy-care programme, a great help in the case of many allergy problems
- Outstandingly suitable for hülsta base frames



Mattress composition (GELax surface at top)

- Mattress cover with volume stretch (volume stretch cover: 550 g/m² fabric quality; 74% polyester, 25% viscose, 1% Lycra)
- 5 cm thick HR* cold foam comfort upholstery with zonal perforations, open-pored cell structure, RG 50 (volume weight 50 kg/m³)
- 12 cm high 7-zone micro cylinder pocket spring core (spring density: 625 springs/m²)
- 5 cm thick GELax comfort upholstery with zonal perforations, RG 50 (volume weight 50 kg/m³): highly elastic, good form retention even under the effects of moisture, very long life, free of filler materials
- All the components of the mattress meet the requirements of Eco-Text Standard 100, Class 1 for Babies, and „The Blue Angel“ mattress label, RAL UZ 119
- **Special sizes** are possible (see below)

Further notes

- **Mattresses in special lengths and/or special widths**
The mattress can be shortened free of charge in 1 cm steps in length and/or in width. If you require a shorter size (e.g. 195 cm in length and 85 cm in width) please state the type number of the mattress in the next larger size (in this case the mattress with a size of 200 x 90 cm). This mattress is then shortened to the required size of 195 x 85 cm free of charge.
- **Partners' mattresses**
Partners' mattresses are delivered standard in 3 packages, i.e. the cover and the cores are delivered as single components and put together on site. Partners' mattresses are however also available in one package. In this case there is also a single core.
- Grey shading = trade standard sizes
- Special sizes available on request

TopPoint gel

Single mattresses

	Firmness level soft (1) BMI ≤ 25		Firmness level medium (2) BMI 25-31		Firmness level firm (3) BMI ≥ 31	
Dimensions (in cm)	Type no.		Type no.		Type no.	
70x190	HS317191	-	HS317192	-	HS317193	-
80x190	HS318191	-	HS318192	-	HS318193	-
90x190	HS319191	-	HS319192	-	HS319193	-
100x190	HS3110191	-	HS3110192	-	HS3110193	-
120x190	HS3112191	-	HS3112192	-	HS3112193	-
140x190	HS3114191	-	HS3114192	-	HS3114193	-
70x200	HS317201	-	HS317202	-	HS317203	-
80x200	HS318201	-	HS318202	-	HS318203	-
90x200	HS319201	-	HS319202	-	HS319203	-
100x200	HS3110201	-	HS3110202	-	HS3110203	-
120x200	HS3112201	-	HS3112202	-	HS3112203	-
140x200	HS3114201	-	HS3114202	-	HS3114203	-
70x210	HS317211	-	HS317212	-	HS317213	-
80x210	HS318211	-	HS318212	-	HS318213	-
90x210	HS319211	-	HS319212	-	HS319213	-
100x210	HS3110211	-	HS3110212	-	HS3110213	-
120x210	HS3112211	-	HS3112212	-	HS3112213	-
140x210	HS3114211	-	HS3114212	-	HS3114213	-
70x220	HS317221	-	HS317222	-	HS317223	-
80x220	HS318221	-	HS318222	-	HS318223	-
90x220	HS319221	-	HS319222	-	HS319223	-
100x220	HS3110221	-	HS3110222	-	HS3110223	-
120x220	HS3112221	-	HS3112222	-	HS3112223	-
140x220	HS3114221	-	HS3114222	-	HS3114223	-

TopPoint gel

Partners' mattresses

with full-surface cover and two cores (3 pcs.)

	Firmness level soft / soft (1 / 1)		Firmness level soft / medium (1 / 2)		Firmness level soft / firm (1 / 3)	
Dimensions (in cm)	Type no.		Type no.		Type no.	
160x190	HS31161911	-	HS31161912	-	HS31161913	-
180x190	HS31181911	-	HS31181912	-	HS31181913	-
200x190	HS31201911	-	HS31201912	-	HS31201913	-
160x200	HS31162011	-	HS31162012	-	HS31162013	-
180x200	HS31182011	-	HS31182012	-	HS31182013	-
200x200	HS31202011	-	HS31202012	-	HS31202013	-
160x210	HS31162111	-	HS31162112	-	HS31162113	-
180x210	HS31182111	-	HS31182112	-	HS31182113	-
200x210	HS31202111	-	HS31202112	-	HS31202113	-
160x220	HS31162211	-	HS31162212	-	HS31162213	-
180x220	HS31182211	-	HS31182212	-	HS31182213	-
200x220	HS31202211	-	HS31202212	-	HS31202213	-
	Firmness level medium / medium (2 / 2)		Firmness level medium / firm (2 / 3)		Firmness level firm / firm (3 / 3)	
Dimensions (in cm)	Type no.		Type no.		Type no.	
160x190	HS31161922	-	HS31161923	-	HS31161933	-
180x190	HS31181922	-	HS31181923	-	HS31181933	-
200x190	HS31201922	-	HS31201923	-	HS31201933	-
160x200	HS31162022	-	HS31162023	-	HS31162033	-
180x200	HS31182022	-	HS31182023	-	HS31182033	-
200x200	HS31202022	-	HS31202023	-	HS31202033	-
160x210	HS31162122	-	HS31162123	-	HS31162133	-
180x210	HS31182122	-	HS31182123	-	HS31182133	-
200x210	HS31202122	-	HS31202123	-	HS31202133	-
160x220	HS31162222	-	HS31162223	-	HS31162233	-
180x220	HS31182222	-	HS31182223	-	HS31182233	-
200x220	HS31202222	-	HS31202223	-	HS31202233	-

TopPoint 4000

7 zone cylinder pocket spring core mattress with micro-springs

Core height: 20 cm, height with mattress cover: approx. 21 resp. 24 cm
3 firmness levels from soft to hard



*HR = highly resilient = highly elastic = genuine cold foam


- Micro-springs: Spring density: 625 springs/m², pre-fitted, in multi-zone arrangement for perfect body and spine support
- Pressure-relieving surface segments
- Perfect air circulation for moisture dispersion with vertical air channels and segmented surface (pyramid-shaped construction)
- Cover washable up to 60°C with mild detergent in easy-care programme, a great help in the case of many allergy problems
- Mattress halves up to 100 cm wide with partners' zip (so it is possible to wash the covers separately, etc.), in widths of 120 and 140 cm as well as in double mattresses without partners' zip.



Illustration: Volume stretch cover



Illustration: TENCEL cover



Mattress composition

- Mattress cover: optionally **mattress cover with volume stretch** (volume stretch cover: 550 g/m² fabric quality; 74% polyester, 25% viscose, 1% Lycra) or **mattress cover with TENCEL** (TENCEL cover: 360 g/m² fabric quality; 69% polyester, 31% Lyocell, 400 g/m² fine upholstery with hollow climatic fibres, 100% polyester)
- 4 cm high HR* upholstery above and below the spring core: with patented multi-zone construction and air channels
- HR* cold foam with open-pored cell structure; RG 50 (volume weight 50 kg/m³): highly elastic, good form retention, very long-lasting, free of filler materials
- Centre micro-cylinder pocket spring core in elastic zones: various strengths of spring wire in each zone (spring density: 625 springs/m²)
- All the components of the mattress meet the requirements of Eco-Text Standard 100, Class 1 for Babies, and „The Blue Angel“ mattress label, RAL UZ 119
- Reversible
- **Special sizes** are possible (see below)

Further notes

- **Mattresses in special lengths and/or special widths**
The mattress can be shortened free of charge in 1 cm steps in length and/or in width. If you require a shorter size (e.g. 195 cm in length and 85 cm in width) please state the type number of the mattress in the next larger size (in this case the mattress with a size of 200 x 90 cm). This mattress is then shortened to the required size of 195 x 85 cm free of charge.
- **Partners' mattresses**
Partners' mattresses are delivered standard in 3 packages, i.e. the cover and the cores are delivered as single components and put together on site. Partners' mattresses are however also available in one package. In this case there is also a single core.
- Grey shading = trade standard sizes
- Special sizes available on request

TopPoint 4000

Single mattresses with Volume stretch cover

VOLUME STRETCH

	Firmness level soft (1) BMI ≤ 25		Firmness level medium (2) BMI 25-31		Firmness level firm (3) BMI ≥ 31	
Dimensions (in cm)	Type no.		Type no.		Type no.	
70x190	HS377191	-	HS377192	-	HS377193	-
80x190	HS378191	-	HS378192	-	HS378193	-
90x190	HS379191	-	HS379192	-	HS379193	-
100x190	HS3710191	-	HS3710192	-	HS3710193	-
120x190	HS3712191	-	HS3712192	-	HS3712193	-
140x190	HS3714191	-	HS3714192	-	HS3714193	-
70x200	HS377201	-	HS377202	-	HS377203	-
80x200	HS378201	-	HS378202	-	HS378203	-
90x200	HS379201	-	HS379202	-	HS379203	-
100x200	HS3710201	-	HS3710202	-	HS3710203	-
120x200	HS3712201	-	HS3712202	-	HS3712203	-
140x200	HS3714201	-	HS3714202	-	HS3714203	-
70x210	HS377211	-	HS377212	-	HS377213	-
80x210	HS378211	-	HS378212	-	HS378213	-
90x210	HS379211	-	HS379212	-	HS379213	-
100x210	HS3710211	-	HS3710212	-	HS3710213	-
120x210	HS3712211	-	HS3712212	-	HS3712213	-
140x210	HS3714211	-	HS3714212	-	HS3714213	-
70x220	HS377221	-	HS377222	-	HS377223	-
80x220	HS378221	-	HS378222	-	HS378223	-
90x220	HS379221	-	HS379222	-	HS379223	-
100x220	HS3710221	-	HS3710222	-	HS3710223	-
120x220	HS3712221	-	HS3712222	-	HS3712223	-
140x220	HS3714221	-	HS3714222	-	HS3714223	-

TopPoint 4000

Partners' mattresses

with full-surface Volume stretch cover and two cores (3 pcs.)

	Firmness level soft / soft (1 / 1)		Firmness level soft / medium (1 / 2)		Firmness level soft / firm (1 / 3)	
Dimensions (in cm)	Type no.		Type no.		Type no.	
160x190	HS37161911	-	HS37161912	-	HS37161913	-
180x190	HS37181911	-	HS37181912	-	HS37181913	-
200x190	HS37201911	-	HS37201912	-	HS37201913	-
160x200	HS37162011	-	HS37162012	-	HS37162013	-
180x200	HS37182011	-	HS37182012	-	HS37182013	-
200x200	HS37202011	-	HS37202012	-	HS37202013	-
160x210	HS37162111	-	HS37162112	-	HS37162113	-
180x210	HS37182111	-	HS37182112	-	HS37182113	-
200x210	HS37202111	-	HS37202112	-	HS37202113	-
160x220	HS37162211	-	HS37162212	-	HS37162213	-
180x220	HS37182211	-	HS37182212	-	HS37182213	-
200x220	HS37202211	-	HS37202212	-	HS37202213	-
	Firmness level medium / medium (2 / 2)		Firmness level medium / firm (2 / 3)		Firmness level firm / firm (3 / 3)	
Dimensions (in cm)	Type no.		Type no.		Type no.	
160x190	HS37161922	-	HS37161923	-	HS37161933	-
180x190	HS37181922	-	HS37181923	-	HS37181933	-
200x190	HS37201922	-	HS37201923	-	HS37201933	-
160x200	HS37162022	-	HS37162023	-	HS37162033	-
180x200	HS37182022	-	HS37182023	-	HS37182033	-
200x200	HS37202022	-	HS37202023	-	HS37202033	-
160x210	HS37162122	-	HS37162123	-	HS37162133	-
180x210	HS37182122	-	HS37182123	-	HS37182133	-
200x210	HS37202122	-	HS37202123	-	HS37202133	-
160x220	HS37162222	-	HS37162223	-	HS37162233	-
180x220	HS37182222	-	HS37182223	-	HS37182233	-
200x220	HS37202222	-	HS37202223	-	HS37202233	-

TopPoint 4000

Single mattresses with TENCEL cover

TENCEL

	Firmness level soft (1) BMI ≤ 25		Firmness level medium (2) BMI 25-31		Firmness level firm (3) BMI ≥ 31	
Dimensions (in cm)	Type no.		Type no.		Type no.	
70x190	HS027191	-	HS027192	-	HS027193	-
80x190	HS028191	-	HS028192	-	HS028193	-
90x190	HS029191	-	HS029192	-	HS029193	-
100x190	HS0210191	-	HS0210192	-	HS0210193	-
120x190	HS0212191	-	HS0212192	-	HS0212193	-
140x190	HS0214191	-	HS0214192	-	HS0214193	-
70x200	HS027201	-	HS027202	-	HS027203	-
80x200	HS028201	-	HS028202	-	HS028203	-
90x200	HS029201	-	HS029202	-	HS029203	-
100x200	HS0210201	-	HS0210202	-	HS0210203	-
120x200	HS0212201	-	HS0212202	-	HS0212203	-
140x200	HS0214201	-	HS0214202	-	HS0214203	-
70x210	HS027211	-	HS027212	-	HS027213	-
80x210	HS028211	-	HS028212	-	HS028213	-
90x210	HS029211	-	HS029212	-	HS029213	-
100x210	HS0210211	-	HS0210212	-	HS0210213	-
120x210	HS0212211	-	HS0212212	-	HS0212213	-
140x210	HS0214211	-	HS0214212	-	HS0214213	-
70x220	HS027221	-	HS027222	-	HS027223	-
80x220	HS028221	-	HS028222	-	HS028223	-
90x220	HS029221	-	HS029222	-	HS029223	-
100x220	HS0210221	-	HS0210222	-	HS0210223	-
120x220	HS0212221	-	HS0212222	-	HS0212223	-
140x220	HS0214221	-	HS0214222	-	HS0214223	-

Partners' mattresses

TopPoint 4000

with full-surface TENCEL cover and two cores (3 pcs.)

	Firmness level soft / soft (1 / 1)		Firmness level soft / medium (1 / 2)		Firmness level soft / firm (1 / 3)	
Dimensions (in cm)	Type no.		Type no.		Type no.	
160x190	HS02161911	-	HS02161912	-	HS02161913	-
180x190	HS02181911	-	HS02181912	-	HS02181913	-
200x190	HS02201911	-	HS02201912	-	HS02201913	-
160x200	HS02162011	-	HS02162012	-	HS02162013	-
180x200	HS02182011	-	HS02182012	-	HS02182013	-
200x200	HS02202011	-	HS02202012	-	HS02202013	-
160x210	HS02162111	-	HS02162112	-	HS02162113	-
180x210	HS02182111	-	HS02182112	-	HS02182113	-
200x210	HS02202111	-	HS02202112	-	HS02202113	-
160x220	HS02162211	-	HS02162212	-	HS02162213	-
180x220	HS02182211	-	HS02182212	-	HS02182213	-
200x220	HS02202211	-	HS02202212	-	HS02202213	-
	Firmness level medium / medium (2 / 2)		Firmness level medium / firm (2 / 3)		Firmness level firm / firm (3 / 3)	
Dimensions (in cm)	Type no.		Type no.		Type no.	
160x190	HS02161922	-	HS02161923	-	HS02161933	-
180x190	HS02181922	-	HS02181923	-	HS02181933	-
200x190	HS02201922	-	HS02201923	-	HS02201933	-
160x200	HS02162022	-	HS02162023	-	HS02162033	-
180x200	HS02182022	-	HS02182023	-	HS02182033	-
200x200	HS02202022	-	HS02202023	-	HS02202033	-
160x210	HS02162122	-	HS02162123	-	HS02162133	-
180x210	HS02182122	-	HS02182123	-	HS02182133	-
200x210	HS02202122	-	HS02202123	-	HS02202133	-
160x220	HS02162222	-	HS02162223	-	HS02162233	-
180x220	HS02182222	-	HS02182223	-	HS02182233	-
200x220	HS02202222	-	HS02202223	-	HS02202233	-

TopPoint 1000

7 zone cylinder pocket spring core mattress

Core height: 20 cm, height with mattress cover: approx. 24 cm

3 firmness levels from soft to hard



*HR = highly resilient = highly elastic = genuine cold foam

- Stable mattress core, ergonomically favourable body support with loins support (7 zones)
- Multiple-sealed cylinder springs in single pockets with Soft-Touch top foam layer in RG 50, structured cross-section
- Especially good ratio between safe body support and comfort
- Comfortable fine upholstery with climatic hollow polyester fibre
- Cover washable up to 60°C with mild detergent in easy-care programme, a great help in the case of many allergy problems
- Also suited to some extent for motor-driven units
- 2 reversing grips on each side



Mattress composition

- Mattress cover with TENCEL (TENCEL cover: 360 g/m² fabric quality; 69% polyester, 31% Lyocell, 400 g/m² fine upholstery with hollow climatic fibres, 100% polyester)
- 4 cm high HR* zone upholstery above and below the spring core: with multi-zone construction
- HR* cold foam with open-pored cell structure; RG 50 (volume weight 50 kg/m³): highly elastic, good form retention, very long-lasting, free of filler materials
- Centre cylinder pocket spring-core in elastic zones: various strengths of spring wire in each zone (spring density: 265 springs/m²)
- All the components of the mattress meet the requirements of Eco-TEX Standard 100, Class 1 for Babies, and „The Blue Angel“ mattress label, RAL UZ 119
- Reversible
- **Special sizes** are possible (see below)

Further notes

- **Mattresses in special lengths and/or special widths**
The mattress can be shortened free of charge in 1 cm steps in length and/or in width. If you require a shorter size (e.g. 195 cm in length and 85 cm in width) please state the type number of the mattress in the next larger size (in this case the mattress with a size of 200 x 90 cm). This mattress is then shortened to the required size of 195 x 85 cm free of charge.
- **Partners' mattresses**
Partners' mattresses are delivered standard in 3 packages, i.e. the cover and the cores are delivered as single components and put together on site. Partners' mattresses are however also available in one package. In this case there is also a single core.
- Grey shading = trade standard sizes
- Special sizes available on request

TopPoint 1000 Single mattresses

	Firmness level soft (1) BMI ≤ 25		Firmness level medium (2) BMI 25-31		Firmness level firm (3) BMI ≥ 31	
Dimensions (in cm)	Type no.		Type no.		Type no.	
70x190	HS227191	-	HS227192	-	HS227193	-
80x190	HS228191	-	HS228192	-	HS228193	-
90x190	HS229191	-	HS229192	-	HS229193	-
100x190	HS2210191	-	HS2210192	-	HS2210193	-
120x190	HS2212191	-	HS2212192	-	HS2212193	-
140x190	HS2214191	-	HS2214192	-	HS2214193	-
70x200	HS227201	-	HS227202	-	HS227203	-
80x200	HS228201	-	HS228202	-	HS228203	-
90x200	HS229201	-	HS229202	-	HS229203	-
100x200	HS2210201	-	HS2210202	-	HS2210203	-
120x200	HS2212201	-	HS2212202	-	HS2212203	-
140x200	HS2214201	-	HS2214202	-	HS2214203	-
70x210	HS227211	-	HS227212	-	HS227213	-
80x210	HS228211	-	HS228212	-	HS228213	-
90x210	HS229211	-	HS2210212	-	HS229213	-
100x210	HS2210211	-	HS2212212	-	HS2210213	-
120x210	HS2212211	-	HS2214212	-	HS2212213	-
140x210	HS2214211	-			HS2214213	-
70x220	HS227221	-	HS227222	-	HS227223	-
80x220	HS228221	-	HS228222	-	HS228223	-
90x220	HS229221	-	HS229222	-	HS229223	-
100x220	HS2210221	-	HS2210222	-	HS2210223	-
120x220	HS2212221	-	HS2212222	-	HS2212223	-
140x220	HS2214221	-	HS2214222	-	HS2214223	-

TopPoint 1000 Partners' mattresses with full-surface cover and two cores (3 pcs.)

	Firmness level soft / soft (1 / 1)		Firmness level soft / medium (1 / 2)		Firmness level soft / firm (1 / 3)	
Dimensions (in cm)	Type no.		Type no.		Type no.	
160x190	HS22161911	-	HS22161912	-	HS22161913	-
180x190	HS22181911	-	HS22181912	-	HS22181913	-
200x190	HS22201911	-	HS22201912	-	HS22201913	-
160x200	HS22162011	-	HS22162012	-	HS22162013	-
180x200	HS22182011	-	HS22182012	-	HS22182013	-
200x200	HS22202011	-	HS22202012	-	HS22202013	-
160x210	HS22162111	-	HS22162112	-	HS22162113	-
180x210	HS22182111	-	HS22182112	-	HS22182113	-
200x210	HS22202111	-	HS22202112	-	HS22202113	-
160x220	HS22162211	-	HS22162212	-	HS22162213	-
180x220	HS22182211	-	HS22182212	-	HS22182213	-
200x220	HS22202211	-	HS22202212	-	HS22202213	-
	Firmness level medium / medium (2 / 2)		Firmness level medium / firm (2 / 3)		Firmness level firm / firm (3 / 3)	
Dimensions (in cm)	Type no.		Type no.		Type no.	
160x190	HS22161922	-	HS22161923	-	HS22161933	-
180x190	HS22181922	-	HS22181923	-	HS22181933	-
200x190	HS22201922	-	HS22201923	-	HS22201933	-
160x200	HS22162022	-	HS22162023	-	HS22162033	-
180x200	HS22182022	-	HS22182023	-	HS22182033	-
200x200	HS22202022	-	HS22202023	-	HS22202033	-
160x210	HS22162122	-	HS22162123	-	HS22162133	-
180x210	HS22182122	-	HS22182123	-	HS22182133	-
200x210	HS22202122	-	HS22202123	-	HS22202133	-
160x220	HS22162222	-	HS22162223	-	HS22162233	-
180x220	HS22182222	-	HS22182223	-	HS22182233	-
200x220	HS22202222	-	HS22202223	-	HS22202233	-

TopPoint 500

7 zone cylinder pocket spring core mattress


Core height: 18 cm, height with mattress cover: approx. 20 cm

2 firmness levels: medium and firm



*HR = highly resilient = highly elastic = genuine cold foam

- Stable mattress core, ergonomically favourable body support with loins support (7 zones)
- Multiple-sealed cylinder springs in single pockets with Soft-Touch top foam layer in RG 50, with vertical perforations
- Especially good ratio between safe body support and comfort
- Comfortable fine upholstery with climatic hollow polyester fibre
- Cover washable up to 60°C with mild detergent in easy-care programme, a great help in the case of many allergy problems
- 2 reversing grips on each side



Mattress composition

- Mattress cover with relief double cloth (relief double cloth cover: 320 g/m² fabric quality; 83% polyester, 17% viscose, 200 g/m² fine upholstery with hollow climatic fibres, 100% polyester)
- 3 cm high HR* upholstery above and below spring core: with vertical perforations for best acclimatisation
- HR* cold foam with open-pored cell structure; RG 50 (volume weight 50 kg/m³): highly elastic, good form retention, very long-lasting, free of filler materials
- Centre cylinder pocket spring-core in elastic zones: various strengths of spring wire in each zone (spring density: 265 springs/m²)
- All the components of the mattress meet the requirements of Eco-Tex Standard 100, Class 1 for Babies, and „The Blue Angel“ mattress label, RAL UZ 119
- Reversible
- **Special sizes** are possible (see below)

Further notes

- **Mattresses in special lengths and/or special widths**
The mattress can be shortened free of charge in 1 cm steps in length and/or in width. If you require a shorter size (e.g. 195 cm in length and 85 cm in width) please state the type number of the mattress in the next larger size (in this case the mattress with a size of 200 x 90 cm). This mattress is then shortened to the required size of 195 x 85 cm free of charge.
- **Partners' mattresses**
Partners' mattresses are delivered standard in 3 packages, i.e. the cover and the cores are delivered as single components and put together on site. Partners' mattresses are however also available in one package. In this case there is also a single core.
- Grey shading = trade standard sizes
- Special sizes available on request

TopPoint 500 Single mattresses

	Firmness level medium (2) BMI ≤ 28		Firmness level firm (3) BMI ≥ 28	
Dimensions (in cm)	Type no.		Type no.	
70x190	HS267191	-	HS267192	-
80x190	HS268191	-	HS268192	-
90x190	HS269191	-	HS269192	-
100x190	HS2610191	-	HS2610192	-
120x190	HS2612191	-	HS2612192	-
140x190	HS2614191	-	HS2614192	-
70x200	HS267201	-	HS267202	-
80x200	HS268201	-	HS268202	-
90x200	HS269201	-	HS269202	-
100x200	HS2610201	-	HS2610202	-
120x200	HS2612201	-	HS2612202	-
140x200	HS2614201	-	HS2614202	-
70x210	HS267211	-	HS267212	-
80x210	HS268211	-	HS268212	-
90x210	HS269211	-	HS269212	-
100x210	HS2610211	-	HS2610212	-
120x210	HS2612211	-	HS2612212	-
140x210	HS2614211	-	HS2614212	-
70x220	HS267221	-	HS267222	-
80x220	HS268221	-	HS268222	-
90x220	HS269221	-	HS269222	-
100x220	HS2610221	-	HS2610222	-
120x220	HS2612221	-	HS2612222	-
140x220	HS2614221	-	HS2614222	-

TopPoint 500 Partners' mattresses with full-surface cover and two cores (3 pcs.)

	Firmness level medium / medium (2 / 2)		Firmness level medium / firm (2 / 3)		Firmness level firm / firm (3 / 3)	
Dimensions (in cm)	Type no.		Type no.		Type no.	
160x190	HS26161911	-	HS26161912	-	HS26161922	-
180x190	HS26181911	-	HS26181912	-	HS26181922	-
200x190	HS26201911	-	HS26201912	-	HS26201922	-
160x200	HS26162011	-	HS26162012	-	HS26162022	-
180x200	HS26182011	-	HS26182012	-	HS26182022	-
200x200	HS26202011	-	HS26202012	-	HS26202022	-
160x210	HS26162111	-	HS26162112	-	HS26162122	-
180x210	HS26182111	-	HS26182112	-	HS26182122	-
200x210	HS26202111	-	HS26202112	-	HS26202122	-
160x220	HS26162211	-	HS26162212	-	HS26162222	-
180x220	HS26182211	-	HS26182212	-	HS26182222	-
200x220	HS26202211	-	HS26202212	-	HS26202222	-

deluxe MTL

Micro cylinder pocket spring core mattress in comfort version, with integrated topper, approx. 31 cm high

Core height: 21+5 cm

3 firmness levels from soft to hard



*HR = highly resilient = highly elastic = genuine cold foam

- Highly comfortable micro cylinder pocket spring core mattress with 15 cm high springs
- Integrated Topper with 5 cm high perfolatex core, optimum comfort and acclimatisation, top cover can be removed separately
- Very good body and spinal support, different strengths of micro cylinder springs in relevant zones + zonal perforations in upholstery
- Very good pressure relief by way of 30 mm thick top comfort surface on spring core in RG 50 with vertical ventilation channels
- Especially good spring characteristics by way of pre-tensioned micro cylinder pocket spring core with more than 500 springs/m²
- Optimum air circulation through perfolatex, vertical and horizontal ventilation channels in top surface + spring core
- Cover washable up to 60°C with mild detergent in easy-care programme, a great help in the case of many allergy problems



Mattress composition

- Mattress cover deluxe (550 g/m², 74% polyester, 25% viscose, 1% Lycra) with washable natural virgin wool/Ingeo fine upholstery 500 g/m², (80% virgin wool, 20% polylactide Ingeo brand fibre) and fine upholstery 200 g/m² with genuine climatic padding below
- 5 cm perfolatex core in integrated Topper
- 15 cm high 7-zone micro cylinder pocket spring core plus 30 mm thick comfort layer on top surface and underside, perforated, symmetrically reversible, with hülsta core cover
- Matching firmness levels, with zone effect in shoulder and pelvis/loin zones by way of varying micro cylinder springs and comfort upholstery with zonal perforations
- Optimum air circulation through perfolatex, vertical and horizontal ventilation channels in top surface + spring core
- Core underside with perforated comfort foam layer for best - also vertical - acclimatisation
- Side border 100% polyester, with 6 especially stable grips (from 160 cm width with 8 grips)
- Underside cover with anti-slip function, for especially firm fixation of mattress on support surface (100% polyester)
- Very long life, free of filler materials
- Weight (size 100 x 200 cm): 29 kg, for other sizes: each 10 cm difference in width = approx. 2 kg more or less, in length 10 cm difference = approx. 1 kg more or less
- **Special sizes** are possible (see below)

Further notes

- **Mattresses in special lengths and/or special widths**
The mattress can be shortened free of charge in 1 cm steps in length and/or in width. If you require a shorter size (e.g. 195 cm in length and 85 cm in width) please state the type number of the mattress in the next larger size (in this case the mattress with a size of 200 x 90 cm). This mattress is then shortened to the required size of 195 x 85 cm free of charge.
- **Partners' mattresses**
Partners' mattresses are delivered standard in 3 packages, i.e. the cover and the cores are delivered as single components and put together on site. Partners' mattresses are however also available in one package. In this case there is also a single core.
- Grey shading = trade standard sizes
- Special sizes available on request

deluxe MTL Single mattresses

	Firmness level soft (1) BMI ≤ 25		Firmness level medium (2) BMI 25-31		Firmness level firm (3) BMI ≥ 31	
Dimensions (in cm)	Type no.		Type no.		Type no.	
70x190	HS307191	-	HS307192	-	HS307193	-
80x190	HS308191	-	HS308192	-	HS308193	-
90x190	HS309191	-	HS309192	-	HS309193	-
100x190	HS3010191	-	HS3010192	-	HS3010193	-
120x190	HS3012191	-	HS3012192	-	HS3012193	-
140x190	HS3014191	-	HS3014192	-	HS3014193	-
70x200	HS307201	-	HS307202	-	HS307203	-
80x200	HS308201	-	HS308202	-	HS308203	-
90x200	HS309201	-	HS309202	-	HS309203	-
100x200	HS3010201	-	HS3010202	-	HS3010203	-
120x200	HS3012201	-	HS3012202	-	HS3012203	-
140x200	HS3014201	-	HS3014202	-	HS3014203	-
70x210	HS307211	-	HS307212	-	HS307213	-
80x210	HS308211	-	HS308212	-	HS308213	-
90x210	HS309211	-	HS309212	-	HS309213	-
100x210	HS3010211	-	HS3010212	-	HS3010213	-
120x210	HS3012211	-	HS3012212	-	HS3012213	-
140x210	HS3014211	-	HS3014212	-	HS3014213	-
70x220	HS307221	-	HS307222	-	HS307223	-
80x220	HS308221	-	HS308222	-	HS308223	-
90x220	HS309221	-	HS309222	-	HS309223	-
100x220	HS3010221	-	HS3010222	-	HS3010223	-
120x220	HS3012221	-	HS3012222	-	HS3012223	-
140x220	HS3014221	-	HS3014222	-	HS3014223	-

deluxe MTL Partners' mattresses
with full-surface cover and two cores (3 pcs.)

	Firmness level soft / soft (1 / 1)		Firmness level soft / medium (1 / 2)		Firmness level soft / firm (1 / 3)	
Dimensions (in cm)	Type no.		Type no.		Type no.	
160x190	HS30161911	-	HS30161912	-	HS30161913	-
180x190	HS30181911	-	HS30181912	-	HS30181913	-
200x190	HS30201911	-	HS30201912	-	HS30201913	-
160x200	HS30162011	-	HS30162012	-	HS30162013	-
180x200	HS30182011	-	HS30182012	-	HS30182013	-
200x200	HS30202011	-	HS30202012	-	HS30202013	-
160x210	HS30162111	-	HS30162112	-	HS30162113	-
180x210	HS30182111	-	HS30182112	-	HS30182113	-
200x210	HS30202111	-	HS30202112	-	HS30202113	-
160x220	HS30162211	-	HS30162212	-	HS30162213	-
180x220	HS30182211	-	HS30182212	-	HS30182213	-
200x220	HS30202211	-	HS30202212	-	HS30202213	-
	Firmness level medium / medium (2 / 2)		Firmness level medium / firm (2 / 3)		Firmness level firm / firm (3 / 3)	
Dimensions (in cm)	Type no.		Type no.		Type no.	
160x190	HS30161922	-	HS30161923	-	HS30161933	-
180x190	HS30181922	-	HS30181923	-	HS30181933	-
200x190	HS30201922	-	HS30201923	-	HS30201933	-
160x200	HS30162022	-	HS30162023	-	HS30162033	-
180x200	HS30182022	-	HS30182023	-	HS30182033	-
200x200	HS30202022	-	HS30202023	-	HS30202033	-
160x210	HS30162122	-	HS30162123	-	HS30162133	-
180x210	HS30182122	-	HS30182123	-	HS30182133	-
200x210	HS30202122	-	HS30202123	-	HS30202133	-
160x220	HS30162222	-	HS30162223	-	HS30162233	-
180x220	HS30182222	-	HS30182223	-	HS30182233	-
200x220	HS30202222	-	HS30202223	-	HS30202233	-

deluxe MTK

Micro cylinder pocket spring core mattress in comfort version, approx. 28 cm high


Core height: 23.5 cm

3 firmness levels from soft to hard



*HR = highly resilient = highly elastic = genuine cold foam

- Highly comfortable micro cylinder pocket spring core mattress with 15 cm high springs
- Very good body and spinal support, different strengths of micro cylinder springs in relevant zones + zonal perforations in upholstery
- Very good pressure relief by way of 55 mm thick top comfort surface on spring core in RG 50 with segmented surface (integrated topper function)
- Especially good spring characteristics by way of pre-tensioned micro cylinder pocket spring core with more than 500 springs/m²
- Optimum air circulation through vertical and horizontal ventilation channels in top surface + spring core
- Cover washable up to 60°C with mild detergent in easy-care programme, a great help in the case of many allergy problems



Mattress composition

- Mattress cover deluxe (550 g/m², 74% polyester, 25% viscose, 1% Lycra) with washable natural virgin wool/Ingeo fine upholstery 500 g/m², (80% virgin wool, 20% polylactide Ingeo brand fibre) and fine upholstery 200 g/m² with genuine climatic padding below
- 15 cm high 7-zone micro cylinder pocket spring core plus 55 mm thick segmented comfort top surface layer, 30 mm comfort upholstery with zonal perforations on the underside (RG 50), with hülsta core cover
- Matching firmness levels, with zone effect in shoulder and pelvis/loin zones by way of varying micro cylinder springs
- 7 zone HR* cold foam upholstery RG 50, segmented surface, vertical perforations, in various firmness levels, open pored cell structure, double roll compressed quality for better durability and form retention
- Core underside with perforated comfort foam layer for best - also vertical - acclimatisation
- Side border 100% polyester, with 6 especially stable grips (from 160 cm width with 8 grips)
- Underside cover with anti-slip function, for especially firm fixation of mattress on support surface (100% polyester)
- Very long life, free of filler materials
- Weight (size 100 x 200 cm): 26.2 kg, for other sizes: each 10 cm difference in width = approx. 2 kg more or less, in length 10 cm difference = approx. 1 kg more or less
- **Special sizes** are possible (see below)

Further notes

- **Mattresses in special lengths and/or special widths**
The mattress can be shortened free of charge in 1 cm steps in length and/or in width. If you require a shorter size (e.g. 195 cm in length and 85 cm in width) please state the type number of the mattress in the next larger size (in this case the mattress with a size of 200 x 90 cm). This mattress is then shortened to the required size of 195 x 85 cm free of charge.
- **Partners' mattresses**
Partners' mattresses are delivered standard in 3 packages, i.e. the cover and the cores are delivered as single components and put together on site. Partners' mattresses are however also available in one package. In this case there is also a single core.
- Grey shading = trade standard sizes
- Special sizes available on request

deluxe MTK Single mattresses

	Firmness level soft (1) BMI ≤ 25		Firmness level medium (2) BMI 25-31		Firmness level firm (3) BMI ≥ 31	
Dimensions (in cm)	Type no.		Type no.		Type no.	
70x190	HS297191	-	HS297192	-	HS297193	-
80x190	HS298191	-	HS298192	-	HS298193	-
90x190	HS299191	-	HS299192	-	HS299193	-
100x190	HS2910191	-	HS2910192	-	HS2910193	-
120x190	HS2912191	-	HS2912192	-	HS2912193	-
140x190	HS2914191	-	HS2914192	-	HS2914193	-
70x200	HS297201	-	HS297202	-	HS297203	-
80x200	HS298201	-	HS298202	-	HS298203	-
90x200	HS299201	-	HS299202	-	HS299203	-
100x200	HS2910201	-	HS2910202	-	HS2910203	-
120x200	HS2912201	-	HS2912202	-	HS2912203	-
140x200	HS2914201	-	HS2914202	-	HS2914203	-
70x210	HS297211	-	HS297212	-	HS297213	-
80x210	HS298211	-	HS298212	-	HS298213	-
90x210	HS299211	-	HS299212	-	HS299213	-
100x210	HS2910211	-	HS2910212	-	HS2910213	-
120x210	HS2912211	-	HS2912212	-	HS2912213	-
140x210	HS2914211	-	HS2914212	-	HS2914213	-
70x220	HS297221	-	HS297222	-	HS297223	-
80x220	HS298221	-	HS298222	-	HS298223	-
90x220	HS299221	-	HS299222	-	HS299223	-
100x220	HS2910221	-	HS2910222	-	HS2910223	-
120x220	HS2912221	-	HS2912222	-	HS2912223	-
140x220	HS2914221	-	HS2914222	-	HS2914223	-

deluxe MTK Partners' mattresses
with full-surface cover and two cores (3 pcs.)

	Firmness level soft / soft (1 / 1)		Firmness level soft / medium (1 / 2)		Firmness level soft / firm (1 / 3)	
Dimensions (in cm)	Type no.		Type no.		Type no.	
160x190	HS29161911	-	HS29161912	-	HS29161913	-
180x190	HS29181911	-	HS29181912	-	HS29181913	-
200x190	HS29201911	-	HS29201912	-	HS29201913	-
160x200	HS29162011	-	HS29162012	-	HS29162013	-
180x200	HS29182011	-	HS29182012	-	HS29182013	-
200x200	HS29202011	-	HS29202012	-	HS29202013	-
160x210	HS29162111	-	HS29162112	-	HS29162113	-
180x210	HS29182111	-	HS29182112	-	HS29182113	-
200x210	HS29202111	-	HS29202112	-	HS29202113	-
160x220	HS29162211	-	HS29162212	-	HS29162213	-
180x220	HS29182211	-	HS29182212	-	HS29182213	-
200x220	HS29202211	-	HS29202212	-	HS29202213	-
	Firmness level medium / medium (2 / 2)		Firmness level medium / firm (2 / 3)		Firmness level firm / firm (3 / 3)	
Dimensions (in cm)	Type no.		Type no.		Type no.	
160x190	HS29161922	-	HS29161923	-	HS29161933	-
180x190	HS29181922	-	HS29181923	-	HS29181933	-
200x190	HS29201922	-	HS29201923	-	HS29201933	-
160x200	HS29162022	-	HS29162023	-	HS29162033	-
180x200	HS29182022	-	HS29182023	-	HS29182033	-
200x200	HS29202022	-	HS29202023	-	HS29202033	-
160x210	HS29162122	-	HS29162123	-	HS29162133	-
180x210	HS29182122	-	HS29182123	-	HS29182133	-
200x210	HS29202122	-	HS29202123	-	HS29202133	-
160x220	HS29162222	-	HS29162223	-	HS29162233	-
180x220	HS29182222	-	HS29182223	-	HS29182233	-
200x220	HS29202222	-	HS29202223	-	HS29202233	-

visco topper

Core height: 4 cm, height with topper cover: approx. 8 cm
Firmness level: soft; weight: approx. 7 kg (100 x 200 cm)

High quality
RG 85
Visco



Cover separable and washable up to 60°C with fine detergent in easy care programme



*HR = highly resilient = highly elastic = genuine cold foam

- 4 cm high visco foam core with segmented surface (one side)
- Very good zone elasticity for pressure relief
- Vertical perforations of Visco core optimise vertical and horizontal moisture dispersion
- Cover washable up to 60°C with mild detergent in easy-care programme, a great help in the case of many allergy problems

Topper composition



- Topper cover TENCEL (TENCEL cover: 360 g/m² fabric quality; 69% polyester, 31% Lyocell) with fine climatic fibre upholstery (hollow fibres, refined with hydrofil, 400 g/m², 100% polyester)
- 4 cm high visco foam core with surface structure (the cores are adhered together in the case of double sizes)
- Visco core with RG 85
- Core perforations (moisture dispersion)
- Highly elastic, good form retention, very long life, free of filler materials
- Reversible
- **Special sizes** are possible (see below)

	with topper cover	
Dimensions (in cm)	Type no.	
80x200	HT01801A	-
90x200	HT01802A	-
100x200	HT01803A	-
120x200	HT01804A	-
140x200	HT01805A	-
160x200	HT01806A	-
180x200	HT01807A	-
200x200	HT01808A	-
80x210	HT01811A	-
90x210	HT01812A	-
100x210	HT01813A	-
120x210	HT01814A	-
140x210	HT01815A	-
160x210	HT01816A	-
180x210	HT01817A	-
200x210	HT01818A	-
80x220	HT01821A	-
90x220	HT01822A	-
100x220	HT01823A	-
120x220	HT01824A	-
140x220	HT01825A	-
160x220	HT01826A	-
180x220	HT01827A	-
200x220	HT01828A	-


Further notes

- **Topper in special lengths and/or special widths**
The topper can be shortened free of charge in 1 cm steps in length and/or in width. If you require a shorter size (e.g. 195 cm in length and 85 cm in width) please state the type number of the topper in the next larger size (in this case the topper with a size of 200 x 90 cm). This topper is then shortened to the required size of 195 x 85 cm free of charge.
- **Core mix for double toppers**
With double toppers (toppers from 160 cm width) it is possible to equip them with two different cores, the cores are glued at the sides then (exception: a core mix with the cold foam topper komfort 500 ks is not possible). If cores from toppers of different prices are mixed, the price of the more expensive topper is always charged. Please state clearly in the order!
- Grey shading = trade standard sizes
- Special sizes available on request


GELax topper

Core height: 4 cm, height with topper cover: approx. 8 cm
Firmness level: soft; weight: approx. 7 kg (100 x 200 cm)

High quality
RG 50
GELax



Cover separable and washable up to 60°C with fine detergent in easy care programme



- 4 cm high especially pressure-relieving GELax comfort core RG 50 with zonal perforations
- Optimum air circulation for quick moisture dispersion through vertical air channels
- Very good zone elasticity for pressure relief
- Voluminous fine comfort upholstery with genuine climatic padded hollow fibre, hydrophilic enhancement for perfect moisture dispersion
- Cover washable up to 60°C with mild detergent in easy-care programme, a great help in the case of many allergy problems

Topper composition



- Topper cover TENCEL (TENCEL cover: 360 g/m² fabric quality; 69% polyester, 31% Lyocell) with fine climatic fibre upholstery (hollow fibres, refined with hydrofil, 400 g/m², 100% polyester); high-quality single needle stitching
- 4 cm high GELax comfort core (RG 50) with zonal perforations, plain
- Open-pored cell structure (moisture dispersion)
- Highly elastic, good form retention, very long life, free of filler materials
- Reversible
- **Special sizes** are possible (see below)

	with topper cover	
Dimensions (in cm)	Type no.	
80x200	HT04901	-
90x200	HT04902	-
100x200	HT04903	-
120x200	HT04904	-
140x200	HT04905	-
160x200	HT04906	-
180x200	HT04907	-
200x200	HT04908	-
80x210	HT04911	-
90x210	HT04912	-
100x210	HT04913	-
120x210	HT04914	-
140x210	HT04915	-
160x210	HT04916	-
180x210	HT04917	-
200x210	HT04918	-
80x220	HT04921	-
90x220	HT04922	-
100x220	HT04923	-
120x220	HT04924	-
140x220	HT04925	-
160x220	HT04926	-
180x220	HT04927	-
200x220	HT04928	-

Further notes


- **Topper in special lengths and/or special widths**
The topper can be shortened free of charge in 1 cm steps in length and/or in width. If you require a shorter size (e.g. 195 cm in length and 85 cm in width) please state the type number of the topper in the next larger size (in this case the topper with a size of 200 x 90 cm). This topper is then shortened to the required size of 195 x 85 cm free of charge.
- **Core mix for double toppers**
With double toppers (toppers from 160 cm width) it is possible to equip them with two different cores, the cores are glued at the sides then (exception: a core mix with the cold foam topper komfort 500 ks is not possible). If cores from toppers of different prices are mixed, the price of the more expensive topper is always charged. Please state clearly in the order!
- Grey shading = trade standard sizes
- Special sizes available on request

Topper


cold foam topper

Core height: 4 cm, height with topper cover: approx. 8 cm
Firmness level: soft; weight: approx. 7 kg (100 x 200 cm)

High quality
RG 50
HR* cold foam



Cover separable and washable up to 60°C with fine detergent in easy care programme



*HR = highly resilient = highly elastic = genuine cold foam

- 4 cm high multi-zone HR* cold foam core RG 50 with segmented surface (one side)
- Very good zone elasticity for pressure relief
- Pyramid shaped construction in the cold foam core and full-depth ventilation channels from top to bottom optimise vertical and horizontal moisture dispersion
- Cover washable up to 60°C with mild detergent in easy-care programme, a great help in the case of many allergy problems

Topper composition



- Topper cover TENCEL (TENCEL cover: 360 g/m² fabric quality; 69% polyester, 31% Lyocell) with fine climatic fibre upholstery (hollow fibres, refined with hydrofil, 400 g/m², 100% polyester)
- 4 cm high multi-zone HR* cold foam core with pyramid shaped construction (the cores are adhered together in the case of double sizes)
- HR* (cold foam) cell core with 95% air ratio (RG 50)
- Open-pored cell structure (moisture dispersion)
- Highly elastic, good form retention, very long life, free of filler materials
- Reversible
- **Special sizes** are possible (see below)

	with topper cover	
Dimensions (in cm)	Type no.	
80x200	HT01901	-
90x200	HT01902	-
100x200	HT01903	-
120x200	HT01904	-
140x200	HT01905	-
160x200	HT01906	-
180x200	HT01907	-
200x200	HT01908	-
80x210	HT01911	-
90x210	HT01912	-
100x210	HT01913	-
120x210	HT01914	-
140x210	HT01915	-
160x210	HT01916	-
180x210	HT01917	-
200x210	HT01918	-
80x220	HT01921	-
90x220	HT01922	-
100x220	HT01923	-
120x220	HT01924	-
140x220	HT01925	-
160x220	HT01926	-
180x220	HT01927	-
200x220	HT01928	-


Further notes

- **Topper in special lengths and/or special widths**
The topper can be shortened free of charge in 1 cm steps in length and/or in width. If you require a shorter size (e.g. 195 cm in length and 85 cm in width) please state the type number of the topper in the next larger size (in this case the topper with a size of 200 x 90 cm). This topper is then shortened to the required size of 195 x 85 cm free of charge.
- **Core mix for double toppers**
With double toppers (toppers from 160 cm width) it is possible to equip them with two different cores, the cores are glued at the sides then (exception: a core mix with the cold foam topper komfort 500 ks is not possible). If cores from toppers of different prices are mixed, the price of the more expensive topper is always charged. Please state clearly in the order!
- Grey shading = trade standard sizes
- Special sizes available on request

cold foam topper komfort 500 ks

Core height: 3 cm, height with topper cover: approx. 6 cm
Firmness level: soft; weight: approx. 5 kg (100 x 200 cm)

High quality
RG 50
HR* cold foam



Cover separable and washable up to 60°C with fine detergent in easy care programme



*HR = highly resilient = highly elastic = genuine cold foam

- 3 cm high HR* cold foam core RG 50 with vertical perforations
- Very good zone elasticity for pressure relief
- Vertical perforations of the core optimise vertical moisture dispersion
- Cover washable up to 60°C with mild detergent in easy-care programme, a great help in the case of many allergy problems

Topper composition



- Topper cover (cover: 320 g/m² fabric quality, 83% polyester, 17% viscose, hollow climatic fibres, refined with hydrofil, 200 g/m², 100% polyester)
- 3 cm high HR* cold foam core (RG 50) with vertical zonal perforations for good moisture dispersion (the cores are adhered together in the case of double sizes)
- Highly elastic, good form retention, very long life, free of filler materials
- Reversible
- **Special sizes** are possible (see below)

	with topper cover	
Dimensions (in cm)	Type no.	
80x200	HT03501A	-
90x200	HT03502A	-
100x200	HT03503A	-
120x200	HT03504A	-
140x200	HT03505A	-
160x200	HT03506A	-
180x200	HT03507A	-
200x200	HT03508A	-
80x210	HT03511A	-
90x210	HT03512A	-
100x210	HT03513A	-
120x210	HT03514A	-
140x210	HT03515A	-
160x210	HT03516A	-
180x210	HT03517A	-
200x210	HT03518A	-
80x220	HT03521A	-
90x220	HT03522A	-
100x220	HT03523A	-
120x220	HT03524A	-
140x220	HT03525A	-
160x220	HT03526A	-
180x220	HT03527A	-
200x220	HT03528A	-

Further notes

- **Topper in special lengths and/or special widths**
The topper can be shortened free of charge in 1 cm steps in length and/or in width. If you require a shorter size (e.g. 195 cm in length and 85 cm in width) please state the type number of the topper in the next larger size (in this case the topper with a size of 200 x 90 cm). This topper is then shortened to the required size of 195 x 85 cm free of charge.
- Grey shading = trade standard sizes
- Special sizes available on request

Topper

visco partner topper

Core height: 4 cm, height with topper cover: approx. 8 cm
Firmness level: soft; weight: approx. 8 kg (100 x 200 cm)

High quality
RG 85
Visco



Cover separable and washable up to 60°C with fine detergent in easy care programme



Suitable for motor-driven boxsprings – for double sizes please order single sizes with a split zip

*HR = highly resilient = highly elastic = genuine cold foam

- Cover with side crosspiece
- Topper halves connected by partner's zip (up to 100 cm width) – so this topper makes it possible to wash covers separately, etc., from a width of 120 cm the topper has a full-width cover
- Multi-zone Visco foam core with segmented surface (one side)
- Very good zone elasticity for pressure relief
- Segmented surface on the Visco foam core and perforations in intervals of 85x85 mm optimise vertical and horizontal moisture dispersion
- Cover washable up to 60°C with mild detergent in easy-care programme, a great help in the case of many allergy problems

Topper composition



- Topper cover TENCEL (TENCEL cover: 360 g/m² fabric quality; 69% polyester, 31% Lyocell) with fine climatic fibre upholstery (hollow fibres, refined with hydrofil, 400 g/m², 100% polyester)
- Topper twill cover with seam and partners zip (up to 100 cm width); partners zip can be opened/closed at both sides
- 4 cm high multi-zone Visco foam core with segmented surface (one side; the cores are adhered together in the case of double sizes)
- Visco foam core in RG 85, with vertical perforations in intervals of 85x85 mm
- Open-pored cell structure + vertical perforations for best moisture dispersion
- Highly elastic, good form retention, very long life, free of filler materials
- Reversible
- **Special sizes** are possible (see below)

	with topper cover	
Dimensions (in cm)	Type no.	
**80x200	HT02801A	-
**90x200	HT02802A	-
**100x200	HT02803A	-
120x200	HT02804A	-
140x200	HT02805A	-
160x200	HT02806A	-
180x200	HT02807A	-
200x200	HT02808A	-
**80x210	HT02811A	-
**90x210	HT02812A	-
**100x210	HT02813A	-
120x210	HT02814A	-
140x210	HT02815A	-
160x210	HT02816A	-
180x210	HT02817A	-
200x210	HT02818A	-
**80x220	HT02821A	-
**90x220	HT02822A	-
**100x220	HT02823A	-
120x220	HT02824A	-
140x220	HT02825A	-
160x220	HT02826A	-
180x220	HT02827A	-
200x220	HT02828A	-

Further notes

- **Topper in special lengths and/or special widths**
The topper can be shortened free of charge in 1 cm steps in length and/or in width. If you require a shorter size (e.g. 195 cm in length and 85 cm in width) please state the type number of the topper in the next larger size (in this case the topper with a size of 200 x 90 cm). This topper is then shortened to the required size of 195 x 85 cm free of charge.
- **Core mix for double toppers**
With double toppers (toppers from 160 cm width) it is possible to equip them with two different cores, the cores are glued at the sides then (exception: a core mix with the cold foam topper komfort 500 ks is not possible). If cores from toppers of different prices are mixed, the price of the more expensive topper is always charged. Please state clearly in the order!
- Grey shading = trade standard sizes
- Special sizes available on request
- ** Topper with split zip
- **Important note: please order 2x single size for double topper with split zip. When ordering double sizes, the topper has no split zip!**

GELax partner topper

Core height: 4 cm, height with topper cover: approx. 8 cm
Firmness level: soft; weight: approx. 7 kg (100 x 200 cm)

High quality
RG 50
GELax



Cover separable and
washable up to 60°C
with fine detergent in
easy care programme



Suitable for motor-driven boxsprings – for double sizes
please order single sizes with a split zip

- Cover with side crosspiece
- Topper halves connected by partner's zip (up to 100 cm width) – so this topper makes it possible to wash covers separately, etc., from a width of 120 cm the topper has a full-width cover
- 4 cm high especially pressure-relieving GELax comfort core RG 50 with zonal perforations
- Optimum air circulation for quick moisture dispersion through vertical air channels
- Very good zone elasticity for pressure relief
- Voluminous fine comfort upholstery with genuine climatic padded hollow fibre, hydrophilic enhancement for perfect moisture dispersion
- Cover washable up to 60°C with mild detergent in easy-care programme, a great help in the case of many allergy problems

Topper composition



- Topper cover TENCEL (TENCEL cover: 360 g/m² fabric quality; 69% polyester, 31% Lyocell) with fine climatic fibre upholstery (hollow fibres, refined with hydrofil, 400 g/m², 100% polyester); high-quality single needle stitching
- Topper twill cover with seam and partners zip (up to 100 cm width); partners zip can be opened/closed at both sides
- 4 cm high GELax comfort core (RG 50) with zonal perforations, plain
- Open-pored cell structure (moisture dispersion)
- Highly elastic, good form retention, very long life, free of filler materials
- Reversible
- **Special sizes** are possible (see below)

	with topper cover	
Dimensions (in cm)	Type no.	
**80x200	HT05901	-
**90x200	HT05902	-
**100x200	HT05903	-
120x200	HT05904	-
140x200	HT05905	-
160x200	HT05906	-
180x200	HT05907	-
200x200	HT05908	-
**80x210	HT05911	-
**90x210	HT05912	-
**100x210	HT05913	-
120x210	HT05914	-
140x210	HT05915	-
160x210	HT05916	-
180x210	HT05917	-
200x210	HT05918	-
**80x220	HT05921	-
**90x220	HT05922	-
**100x220	HT05923	-
120x220	HT05924	-
140x220	HT05925	-
160x220	HT05926	-
180x220	HT05927	-
200x220	HT05928	-

Further notes

- **Topper in special lengths and/or special widths**
The topper can be shortened free of charge in 1 cm steps in length and/or in width. If you require a shorter size (e.g. 195 cm in length and 85 cm in width) please state the type number of the topper in the next larger size (in this case the topper with a size of 200 x 90 cm). This topper is then shortened to the required size of 195 x 85 cm free of charge.
- **Core mix for double toppers**
With double toppers (toppers from 160 cm width) it is possible to equip them with two different cores, the cores are glued at the sides then (exception: a core mix with the cold foam topper komfort 500 ks is not possible). If cores from toppers of different prices are mixed, the price of the more expensive topper is always charged. Please state clearly in the order!
- Grey shading = trade standard sizes
- Special sizes available on request
- ** Topper with split zip
- **Important note: please order 2x single size for double topper with split zip. When ordering double sizes, the topper has no split zip!**

Topper

cold foam partner topper

Core height: 4 cm, height with topper cover: approx. 8 cm
Firmness level: soft; weight: approx. 7 kg (100 x 200 cm)



Suitable for motor-driven boxsprings – for double sizes please order single sizes with a split zip

*HR = highly resilient = highly elastic = genuine cold foam

- Cover with side crosspiece
- Topper halves connected by partner's zip (up to 100 cm width) – so this topper makes it possible to wash covers separately, etc., from a width of 120 cm the topper has a full-width cover
- Multi-zone HR* cold foam core with segmented surface (one side)
- Very good zone elasticity for pressure relief
- Pyramid shaped construction in the cold foam core and full-depth ventilation channels from top to bottom optimise vertical and horizontal moisture dispersion
- Cover washable up to 60°C with mild detergent in easy-care programme, a great help in the case of many allergy problems

Topper composition



- Topper cover TENCEL (TENCEL cover: 360 g/m² fabric quality; 69% polyester, 31% Lyocell) with fine climatic fibre upholstery (hollow fibres, refined with hydrofil, 400 g/m², 100% polyester)
- Topper twill cover with seam and partners zip (up to 100 cm width); partners zip can be opened/closed at both sides
- 4 cm high multi-zone HR* cold foam core with pyramid shaped construction at one side (the cores are adhered together in the case of double sizes)
- HR* cold foam core in RG 50, with vertical perforations in intervals of 85x85 mm
- Open-pored cell structure + vertical perforations for best moisture dispersion
- Highly elastic, good form retention, very long life through roll compressed quality
- Reversible
- **Special sizes** are possible (see below)

with topper cover		
Dimensions (in cm)	Type no.	
**80x200	HT02901A	-
**90x200	HT02902A	-
***100x200	HT02903A	-
120x200	HT02904A	-
140x200	HT02905A	-
160x200	HT02906A	-
180x200	HT02907A	-
200x200	HT02908A	-
**80x210	HT02911A	-
**90x210	HT02912A	-
***100x210	HT02913A	-
120x210	HT02914A	-
140x210	HT02915A	-
160x210	HT02916A	-
180x210	HT02917A	-
200x210	HT02918A	-
**80x220	HT02921A	-
**90x220	HT02922A	-
***100x220	HT02923A	-
120x220	HT02924A	-
140x220	HT02925A	-
160x220	HT02926A	-
180x220	HT02927A	-
200x220	HT02928A	-

Further notes

- **Topper in special lengths and/or special widths**
The topper can be shortened free of charge in 1 cm steps in length and/or in width. If you require a shorter size (e.g. 195 cm in length and 85 cm in width) please state the type number of the topper in the next larger size (in this case the topper with a size of 200 x 90 cm). This topper is then shortened to the required size of 195 x 85 cm free of charge.
- **Core mix for double toppers**
With double toppers (toppers from 160 cm width) it is possible to equip them with two different cores, the cores are glued at the sides then (exception: a core mix with the cold foam topper komfort 500 ks is not possible). If cores from toppers of different prices are mixed, the price of the more expensive topper is always charged. Please state clearly in the order!
- Grey shading = trade standard sizes
- Special sizes available on request
- ** Topper with split zip
- **Important note: please order 2x single size for double topper with split zip. When ordering double sizes, the topper has no split zip!**

AirDream k 2000 pillow

Cold foam pillow
Core height: 8+2 cm, height with pillow case: approx. 12 cm

- Patented core structure with elaborate segmented surface and vertical ventilation perforations as well as rear side corrugated cross-section for especially good air circulation
- Especially soft head support, uniform pressure relief through 2-phase support
- Very good head/neck support
- Advantageous height adaptability through 2 cm foam inlay
- Cover washable up to 60°C with mild detergent in easy-care programme, a great help in the case of many allergy problems
- Very well suited to all hülsta sleeping systems

Pillow composition

- Knitted pillow twill, 39% Lyocell, 33% polyamide, 28% polyester
- 200 g/m² fine climatic fibre upholstery, 100% polyester
- Patented 7 cm high, soft polyurethane foam core with structured surface, vertical perforations, rear side corrugated cross-section
- 2 cm foam inlay for height adaptation



Dimensions (in cm)	Type no.	
approx. 32 x 71 cm (matching pillow cases 40 x 80 cm)	HS13409	-



Cover separable and washable up to 60°C with fine detergent in easy care programme

*HR = highly resilient = highly elastic = genuine cold foam

AirDream k 2500 pillow

Cold foam pillow
Core height varies between 8 and 10 cm by reversing the cores, height with pillow case: approx. 10-12 cm

- Patented core structure with elaborate segmented surface and vertical ventilation perforations for especially good air circulation
- 2 lying surfaces with different firmness levels
- Especially soft head support, firmness level individually adjustable, uniform pressure relief through 2-phase support
- Very good head/neck support, slightly conical pillow form, neck support through 8 or 10 cm high side
- Cover washable up to 60°C with mild detergent in easy-care programme, a great help in the case of many allergy problems
- Very well suited to all hülsta sleeping systems



Dimensions (in cm)	Type no.	
approx. 32 x 71 cm (matching pillow cases 40 x 80 cm)	HS13809	-



Cover separable and washable up to 60°C with fine detergent in easy care programme

*HR = highly resilient = highly elastic = genuine cold foam

Pillow composition

- Knitted pillow twill, 39% Lyocell, 33% polyamide, 28% polyester
- 200 g/m² fine climatic fibre upholstery, 100% polyester
- Patented, 8/10 cm high split core, wedge form or rectangular form by reversing the core halves, one softer, one firmer side, with segmented surface, vertical perforations, corrugated centre cross-section

AirDream mk 3000 pillow

Cold foam pillow
Core height varies between 8 and 10 cm by reversing the cores, height with pillow case: approx. 10-12 cm

- Patented core structure with elaborate segmented surface both sides and vertical ventilation perforations for especially good air circulation
- 2 lying surfaces: Visco top surface or cold foam top surface
- Especially soft head support, especially with the Visco top surface, uniform pressure relief through 2-phase support
- Very good head/neck support, slightly conical pillow form, neck support through 8 or 10 cm high side
- Cover washable up to 60°C with mild detergent in easy-care programme, a great help in the case of many allergy problems
- Very well suited to all hülsta sleeping systems



Dimensions (in cm)	Type no.	
approx. 32 x 71 cm (matching pillow cases 40 x 80 cm)	HS13309	-



Cover separable and washable up to 60°C with fine detergent in easy care programme



Special pressure relief

*HR = highly resilient = highly elastic = genuine cold foam

Pillow composition

- Knitted pillow twill, 39% Lyocell, 33% polyamide, 28% polyester
- 200 g/m² fine climatic fibre upholstery, 100% polyester
- Patented, 8/10 cm high split core, wedge form or rectangular form by reversing the core halves; one side cold foam, other side Visco, with segmented surface, vertical perforations, corrugated centre cross-section



hülstaflex premium

12 years' guarantee from hülsta

Extremely flexible – with wide range of settings



- Stable high-edged frame with back and foot section integrated (in adjustable versions) of multi-glued plywood, film coating
- With the best base frame slats in the world, the slim hülsta base slat (green layer = reinforcement layer), 25 mm wide, 8/12 mm thick, 7/9x (up to 100 cm/from 120 cm) moisture-proof glued, 42 base slats per 200 cm length
- Patented firmness adjustment in entire upper body zone with adjuster slide with anti-slip device
- Euro-patented trio slat bearings with inlay for individual placement of centre, height adjustable base slat – soft/firm and/or 'Soft touch' double effect
- High-grade, robust metal brackets, galvanized, for an easy adjustability
- Low-noise back section ratchets, angle can be set up to 26°
- Low-noise foot section ratchets, angle can be set up to 11°. **Caution!** Permanent setting of foot section while sleeping: for sleepers with high blood pressure only on doctor's advice!
- GS-sign (tested safety) for base frame
- hülstaflex premium with LIFT function resp. motor drive see next pages


A Fixed, non-adjustable			B Back and foot sections manually adjustable		
					
Total height: 8.5 cm			Back section length: 61.0 cm Total height: 8.5 cm		
Bed interior dims.	Base frame dims.	Type no.	Bed interior dims.	Base frame dims.	Type no.
*70x190	*69x186	HF04110	*70x190	*69x186	HF04210
80x190	79x186	HF04111	80x190	79x186	HF04211
90x190	89x186	HF04112	90x190	89x186	HF04212
100x190	99x186	HF04113	100x190	99x186	HF04213
120x190	119x186	HF04114	120x190	119x186	HF04214
*140x190	139x186	HF04115	*140x190	139x186	HF04215
*70x200	*69x196	HF04120	*70x200	*69x196	HF04220
80x200	79x196	HF04121	80x200	79x196	HF04221
90x200	89x196	HF04122	90x200	89x196	HF04222
100x200	99x196	HF04123	100x200	99x196	HF04223
120x200	119x196	HF04124	120x200	119x196	HF04224
*140x200	139x196	HF04125	*140x200	139x196	HF04225
*70x210	*69x206	HF04130	*70x210	*69x206	HF04230
80x210	79x206	HF04131	80x210	79x206	HF04231
90x210	89x206	HF04132	90x210	89x206	HF04232
100x210	99x206	HF04133	100x210	99x206	HF04233
120x210	119x206	HF04134	120x210	119x206	HF04234
*140x210	139x206	HF04135	*140x210	139x206	HF04235
*70x220	*69x216	HF04140	*70x220	*69x216	HF04240
80x220	79x216	HF04141	80x220	79x216	HF04241
90x220	89x216	HF04142	90x220	89x216	HF04242
100x220	99x216	HF04143	100x220	99x216	HF04243
120x220	119x216	HF04144	120x220	119x216	HF04244
*140x220	139x216	HF04145	*140x220	139x216	HF04245

- * If a 140 cm wide bed is used as a double bed, please use two 70 cm wide frames!
If two 70 cm wide base frames are included in a 140 cm wide bed, an additional metal transverse support strut (extends from 190-220 cm) must be ordered:
For all lengths order no. 5
- Grey shading = trade standard sizes
- Special sizes available on request

hülstaflex premium

12 years' guarantee from hülsta

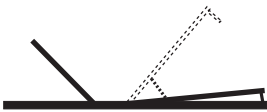
Extremely flexible – with wide range of settings



Base frame with LIFT function in foot section

Base frame with manually adjustable back and foot sections with extra comfort features: foot section with LIFT function (can be fully raised by gas pressure spring). Raising the foot section allows easy access to the area below the bed (e.g. to the linen box). Cleaning under the bed is no longer a problem either: the base frame and the mattress no longer need to be removed from the bed, nor is it necessary to do any more cleaning from the side.

- General product description: see previous page
- Gas spring support and brake setting in high position
- Wide opening angle: 50°
- 3 raised settings in the foot section up to approx. 14°. **Caution!** Permanent setting of foot section while sleeping: for sleepers with high blood pressure only on doctor's advice!


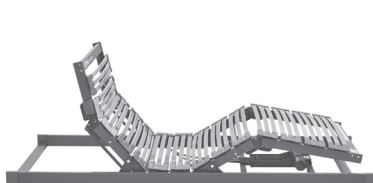
<div>C</div> <div>Back and foot sections adjustable. Foot section with LIFT function</div> <div></div> <div>Back section length: 61.0 cm Total height: 10.5 cm</div>					
Bed interior dims.	Base frame dims.	Type no.			
*70x190	*69x186	HF04410	-		
80x190	79x186	HF04411	-		
90x190	89x186	HF04412	-		
100x190	99x186	HF04413	-		
120x190	119x186	HF04414	-		
*140x190	139x186	HF04415	-		
*70x200	*69x196	HF04420	-		
80x200	79x196	HF04421	-		
90x200	89x196	HF04422	-		
100x200	99x196	HF04423	-		
120x200	119x196	HF04424	-		
*140x200	139x196	HF04425	-		
*70x210	*69x206	HF04430	-		
80x210	79x206	HF04431	-		
90x210	89x206	HF04432	-		
100x210	99x206	HF04433	-		
120x210	119x206	HF04434	-		
*140x210	139x206	HF04435	-		
*70x220	*69x216	HF04440	-		
80x220	79x216	HF04441	-		
90x220	89x216	HF04442	-		
100x220	99x216	HF04443	-		
120x220	119x216	HF04444	-		
*140x220	139x216	HF04445	-		

- * If a 140 cm wide bed is used as a double bed, please use two 70 cm wide frames!
If two 70 cm wide base frames are included in a 140 cm wide bed, an additional metal transverse support strut (extends from 190-220 cm) must be ordered:
For all lengths order no. 5 -
- Grey shading = trade standard sizes
- Special sizes available on request

hülstaflex premium motor

12 years' guarantee from hülsta

Flat motor-driven frame with 2 motors



- Head, back and foot section adjustable by motor, automatic headboard angling
- 5 zone divisions and head support
- Innovative slim motor with Bowden cable technology
- No space required under frame for motor housing in bed/linen box
- With optional remote control unit incl. app function for smartphones; manual emergency lowering
- Low-voltage technology throughout: the high-performance e-motors operate on safe low voltage current (24 V) and are maintenance free.
- Motor completely encapsulated in plastic housing for optimum safety against injury
- Foot section can be raised
- Hi-tech end-point bearings for flexible support of mattress right to edge
- Electric drive can be disposed of separately in line with regulations for old electrical appliances (WEEE 2018)



- hülstaflex premium motor with new drive technology OCTO OF 12: Bowden cable system; drive power 7500 N, cable and wireless operation, consumption < 0.3 W in stand-by mode, broadband power unit 100-240 V AC, folding foot section
- hülstaflex premium motor as a flat motor-driven base frame requires the use of flexible mattresses. We recommend the AirDream and TopPoint mattresses.
- 3 years' guarantee on drive technology
- CE tested
- Weight: approx. 31 kg (100 x 200 cm)
- The hook on the cable hand switch is meant for bedsides up to max. 4 cm thick. If the bed side is thicker than 4.0 cm, please order a hand switch/transmitter bag (see **Accessories**).
- **Caution!** Permanent setting of foot section while sleeping: for sleepers with high blood pressure only on doctor's advice!



D Back and foot sections individually adjustable by compact drive (2 e-motors); with cable operation		
<p>Back section length: 73.0 cm Total height: 9.5 cm</p>		
Bed interior dims.	Base frame dims.	Type no.
*70x190	*69x188	HF04510 -
80x190	79x188	HF04511 -
90x190	89x188	HF04512 -
100x190	99x188	HF04513 -
120x190	119x188	HF04514 -
*140x190	139x188	HF04515 -
*70x200	*69x198	HF04520 -
80x200	79x198	HF04521 -
90x200	89x198	HF04522 -
100x200	99x198	HF04523 -
120x200	119x198	HF04524 -
*140x200	139x198	HF04525 -
*70x210	*69x208	HF04530 -
80x210	79x208	HF04531 -
90x210	89x208	HF04532 -
100x210	99x208	HF04533 -
120x210	119x208	HF04534 -
*140x210	139x208	HF04535 -
*70x220	*69x218	HF04540 -
80x220	79x218	HF04541 -
90x220	89x218	HF04542 -
100x220	99x218	HF04543 -
120x220	119x218	HF04544 -
*140x220	139x218	HF04545 -

Surcharge for synchronisation set for cable operation:

If two hülstaflex premium motor base frames are to be operated by one cable operation, a synchronisation set for cable operation must be ordered. Surcharge for synchronisation set for cable operation:

Type

HF0402 -

Surcharge for remote control unit with app function:

The hülstaflex premium motor base frame is supplied with a standard cable operation. It can also be optionally enhanced with a remote control unit with app function (against a surcharge). Please state clearly in the order! Surcharge for remote control unit with app function:

Type

HF0403 -




- * If a 140 cm wide bed is used as a double bed, please use two 70 cm wide frames!
If two 70 cm wide base frames are included in a 140 cm wide bed, an additional metal transverse support strut (extends from 190-220 cm) must be ordered:
For all lengths order no. 5 -
- Grey shading = trade standard sizes
- Special sizes available on request



hülstaflex comfort

12 years' guarantee from hülsta

Duo slats – firmness individually adjustable



- Stable high-edged frame with back and foot section integrated (in adjustable versions) of multi-glued plywood, film coating
- With the best base frame slats in the world, the hülsta base slat (green layer = reinforcement layer), 38 mm wide, 8/12 mm thick, 7/9x (up to 100 cm/from 120 cm) moisture-proof glued, in long-term elastic Duo pocket end bearings, 28 base slats per 200 cm length
- Firmness adjustment in loin/pelvis region with patented adjuster slide (for firmness adjustment from soft to firm)
- High-grade, robust metal brackets, galvanized, for an easy adjustability
- Low-noise back section ratchets, angle can be set up to 26°
- Low-noise foot section ratchets, angle can be set up to 11°. **Caution!** Permanent setting of foot section while sleeping: for sleepers with high blood pressure only on doctor's advice!
- GS-sign (tested safety) for base frame
- hülstaflex comfort with LIFT function see next page


A Fixed, non-adjustable			B Back and foot sections manually adjustable		
					
Total height: 8.5 cm			Back section length: 61.0 cm Total height: 8.5 cm		
Bed interior dims.	Base frame dims.	Type no.	Bed interior dims.	Base frame dims.	Type no.
*70x190	*69x186	HF03110	*70x190	*69x186	HF03210
80x190	79x186	HF03111	80x190	79x186	HF03211
90x190	89x186	HF03112	90x190	89x186	HF03212
100x190	99x186	HF03113	100x190	99x186	HF03213
120x190	119x186	HF03114	120x190	119x186	HF03214
*140x190	139x186	HF03115	*140x190	139x186	HF03215
*70x200	*69x196	HF03120	*70x200	*69x196	HF03220
80x200	79x196	HF03121	80x200	79x196	HF03221
90x200	89x196	HF03122	90x200	89x196	HF03222
100x200	99x196	HF03123	100x200	99x196	HF03223
120x200	119x196	HF03124	120x200	119x196	HF03224
*140x200	139x196	HF03125	*140x200	139x196	HF03225
*70x210	*69x206	HF03130	*70x210	*69x206	HF03230
80x210	79x206	HF03131	80x210	79x206	HF03231
90x210	89x206	HF03132	90x210	89x206	HF03232
100x210	99x206	HF03133	100x210	99x206	HF03233
120x210	119x206	HF03134	120x210	119x206	HF03234
*140x210	139x206	HF03135	*140x210	139x206	HF03235
*70x220	*69x216	HF03140	*70x220	*69x216	HF03240
80x220	79x216	HF03141	80x220	79x216	HF03241
90x220	89x216	HF03142	90x220	89x216	HF03242
100x220	99x216	HF03143	100x220	99x216	HF03243
120x220	119x216	HF03144	120x220	119x216	HF03244
*140x220	139x216	HF03145	*140x220	139x216	HF03245

- * If a 140 cm wide bed is used as a double bed, please use two 70 cm wide frames!
If two 70 cm wide base frames are included in a 140 cm wide bed, an additional metal transverse support strut (extends from 190-220 cm) must be ordered:
For all lengths order no. 5
- Grey shading = trade standard sizes
- Special sizes available on request

hülstaflex comfort

12 years' guarantee from hülsta


Duo slats – firmness individually adjustable



Base frame with LIFT function in foot section

Base frame with manually adjustable back and foot sections with extra comfort features: foot section with LIFT function (can be fully raised by gas pressure spring). Raising the foot section allows easy access to the area below the bed (e.g. to the linen box). Cleaning under the bed is no longer a problem either: the base frame and the mattress no longer need to be removed from the bed, nor is it necessary to do any more cleaning from the side.

- General product description: see previous page
- Gas spring support and brake setting in high position
- Wide opening angle: 50°
- 3 raised settings in the foot section up to approx. 14°. **Caution!** Permanent setting of foot section while sleeping: for sleepers with high blood pressure only on doctor's advice!


<div>C</div> <div>Back and foot sections adjustable. Foot section with LIFT function</div> <div></div> <div>Back section length: 61.0 cm Total height: 10.5 cm</div>					
Bed interior dims.	Base frame dims.	Type no.			
*70x190	*69x186	HF03310	-		
80x190	79x186	HF03311	-		
90x190	89x186	HF03312	-		
100x190	99x186	HF03313	-		
120x190	119x186	HF03314	-		
*140x190	139x186	HF03315	-		
*70x200	*69x196	HF03320	-		
80x200	79x196	HF03321	-		
90x200	89x196	HF03322	-		
100x200	99x196	HF03323	-		
120x200	119x196	HF03324	-		
*140x200	139x196	HF03325	-		
*70x210	*69x206	HF03330	-		
80x210	79x206	HF03331	-		
90x210	89x206	HF03332	-		
100x210	99x206	HF03333	-		
120x210	119x206	HF03334	-		
*140x210	139x206	HF03335	-		
*70x220	*69x216	HF03340	-		
80x220	79x216	HF03341	-		
90x220	89x216	HF03342	-		
100x220	99x216	HF03343	-		
120x220	119x216	HF03344	-		
*140x220	139x216	HF03345	-		

- * If a 140 cm wide bed is used as a double bed, please use two 70 cm wide frames!
If two 70 cm wide base frames are included in a 140 cm wide bed, an additional metal transverse support strut (extends from 190-220 cm) must be ordered:
For all lengths order no. 5 -
- Grey shading = trade standard sizes
- Special sizes available on request



hülstaflex basic

5 years' guarantee from hülsta

Good elasticity - individually adjustable



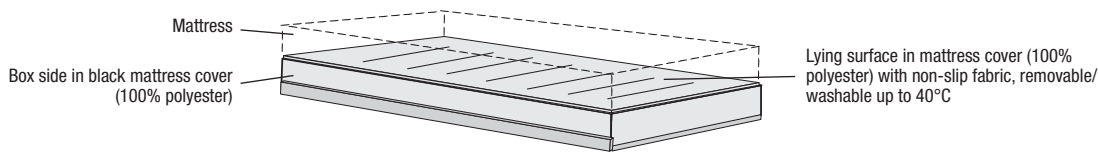
- High-edged frame with back and foot section integrated (in adjustable versions) of multi-glued plywood, film coating
- Base slat 35 mm wide, 8/12 mm thick (up to 100 cm/from 120 cm) in long-term elastic pocket end bearings, 28 base slats per 200 cm length
- Firmness adjustment in centre zone with patented adjuster slide (for firmness adjustment from soft to firm)
- High-grade, robust metal brackets, galvanized, for an easy adjustability
- Low-noise back section ratchets, angle can be set up to 26°
- Low-noise foot section ratchets, angle can be set up to 11°. **Caution!** Permanent setting of foot section while sleeping: for sleepers with high blood pressure only on doctor's advice!
- GS-sign (tested safety) for base frame

A Fixed, non-adjustable			B Back and foot sections manually adjustable				
			 <div>Back section length: 61.0 cm Total height: 5.5 cm</div>				
Total height: 5.5 cm							
Bed interior dims.	Base frame dims.	Type no.	Bed interior dims.	Base frame dims.	Type no.		
*70x190	*69x186	HF02110	-	*70x190	*69x186	HF02210	-
80x190	79x186	HF02111	-	80x190	79x186	HF02211	-
90x190	89x186	HF02112	-	90x190	89x186	HF02212	-
100x190	99x186	HF02113	-	100x190	99x186	HF02213	-
120x190	119x186	HF02114	-	120x190	119x186	HF02214	-
*140x190	139x186	HF02115	-	*140x190	139x186	HF02215	-
*70x200	*69x196	HF02120	-	*70x200	*69x196	HF02220	-
80x200	79x196	HF02121	-	80x200	79x196	HF02221	-
90x200	89x196	HF02122	-	90x200	89x196	HF02222	-
100x200	99x196	HF02123	-	100x200	99x196	HF02223	-
120x200	119x196	HF02124	-	120x200	119x196	HF02224	-
*140x200	139x196	HF02125	-	*140x200	139x196	HF02225	-
*70x210	*69x206	HF02130	-	*70x210	*69x206	HF02230	-
80x210	79x206	HF02131	-	80x210	79x206	HF02231	-
90x210	89x206	HF02132	-	90x210	89x206	HF02232	-
100x210	99x206	HF02133	-	100x210	99x206	HF02233	-
120x210	119x206	HF02134	-	120x210	119x206	HF02234	-
*140x210	139x206	HF02135	-	*140x210	139x206	HF02235	-
*70x220	*69x216	HF02140	-	*70x220	*69x216	HF02240	-
80x220	79x216	HF02141	-	80x220	79x216	HF02241	-
90x220	89x216	HF02142	-	90x220	89x216	HF02242	-
100x220	99x216	HF02143	-	100x220	99x216	HF02243	-
120x220	119x216	HF02144	-	120x220	119x216	HF02244	-
*140x220	139x216	HF02145	-	*140x220	139x216	HF02245	-

- * If a 140 cm wide bed is used as a double bed, please use two 70 cm wide frames!
If two 70 cm wide base frames are included in a 140 cm wide bed, an additional metal transverse support strut (extends from 190-220 cm) must be ordered:
For all lengths order no. 5
- Grey shading = trade standard sizes
- Special sizes available on request

Fitted-Box INSIDE FLEX

Fitted-Box INSIDE FLEX
The innovative fitted-Box is suitable for placing in any hülsta bed because of its further reduced height. The Box rests just like a base frame on the bed support slats and does not take up any extra storage space in the case of units with linen boxes. Your fitted-Box is based on a 7-zone flat cylinder pocket spring core can be perfectly combined with all the mattresses from the wide hülsta mattress collection.



Dimensions (in cm)	Type no.	
80 x 200	71111	-
90 x 200	71121	-
100 x 200	71131	-
120 x 200	71141	-
140 x 200	71151	-
80 x 210	71411	-
90 x 210	71421	-
100 x 210	71431	-
120 x 210	71441	-
140 x 210	71451	-
80 x 220	71211	-
90 x 220	71221	-
100 x 220	71231	-
120 x 220	71241	-
140 x 220	71251	-

Height:
Total box height: approx. 10 cm

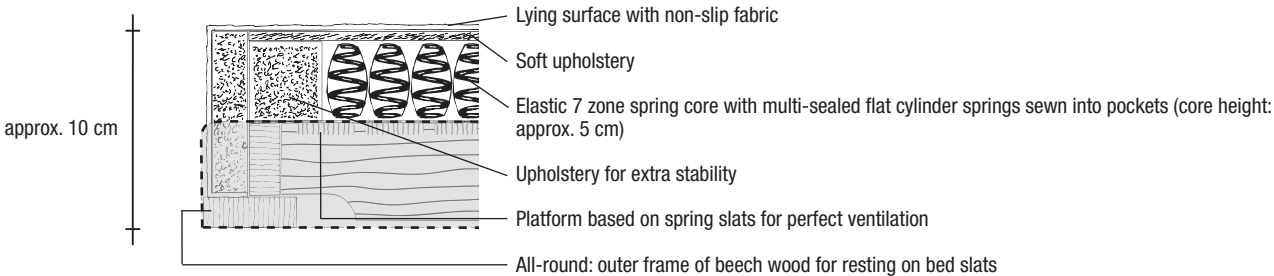
Box: fixed (non-adjustable)



Box with 7 zone flat pocket spring core;
fixed (non-adjustable)

Height: approx. 10 cm; firmness level: medium;
weight approx. 28 kg (100 x 200 cm)

- Good zone elasticity
- Good body and spine support
- Good moisture dispersion



Base frame-mattress combinations

in sizes of 80/90/100 x 200 cm

hülsta duo tp 4000 with TopPoint 4000 mattress

consisting of:

- a TopPoint 4000 mattress with TENCEL mattress cover
- one of the base frames listed below

For further information on the base frames and the mattress see the first section of this type list!

Important note:

The hülsta duo tp 4000 is available against surcharge in lengths of 210 and 220 cm and the hülsta flex premium motor D base frame with a remote control unit!



Cover separable and washable up to 60°C with fine detergent in easy care programme



hülsta duo tp 4000 with hülsta flex basic A base frame - Fixed, non-adjustable				hülsta duo tp 4000 with hülsta flex basic B base frame - Back and foot sections manually adjustable		
	Firmness level soft (1) BMI ≤ 25	Firmness level medium (2) BMI 25-31	Firmness level firm (3) BMI ≥ 31	Firmness level soft (1) BMI ≤ 25	Firmness level medium (2) BMI 25-31	Firmness level firm (3) BMI ≥ 31
Dimensions (in cm)	Type no.	Type no.	Type no.	Type no.	Type no.	Type no.
80x200	HD2282011 -	HD2282012 -	HD2282013 -	HD2282021 -	HD2282022 -	HD2282023 -
90x200	HD2292011 -	HD2292012 -	HD2292013 -	HD2292021 -	HD2292022 -	HD2292023 -
100x200	HD22102011 -	HD22102012 -	HD22102013 -	HD22102021 -	HD22102022 -	HD22102023 -

hülsta duo tp 4000 with hülsta flex comfort A base frame - Fixed, non-adjustable				hülsta duo tp 4000 with hülsta flex comfort B base frame - Back and foot sections manually adjustable		
	Firmness level soft (1) BMI ≤ 25	Firmness level medium (2) BMI 25-31	Firmness level firm (3) BMI ≥ 31	Firmness level soft (1) BMI ≤ 25	Firmness level medium (2) BMI 25-31	Firmness level firm (3) BMI ≥ 31
Dimensions (in cm)	Type no.	Type no.	Type no.	Type no.	Type no.	Type no.
80x200	HD2282031 -	HD2282032 -	HD2282033 -	HD2282041 -	HD2282042 -	HD2282043 -
90x200	HD2292031 -	HD2292032 -	HD2292033 -	HD2292041 -	HD2292042 -	HD2292043 -
100x200	HD22102031 -	HD22102032 -	HD22102033 -	HD22102041 -	HD22102042 -	HD22102043 -

hülsta duo tp 4000 with hülsta flex premium A base frame - Fixed, non-adjustable				hülsta duo tp 4000 with hülsta flex premium B base frame - Back and foot sections manually adjustable		
	Firmness level soft (1) BMI ≤ 25	Firmness level medium (2) BMI 25-31	Firmness level firm (3) BMI ≥ 31	Firmness level soft (1) BMI ≤ 25	Firmness level medium (2) BMI 25-31	Firmness level firm (3) BMI ≥ 31
Dimensions (in cm)	Type no.	Type no.	Type no.	Type no.	Type no.	Type no.
80x200	HD2282051 -	HD2282052 -	HD2282053 -	HD2282061 -	HD2282062 -	HD2282063 -
90x200	HD2292051 -	HD2292052 -	HD2292053 -	HD2292061 -	HD2292062 -	HD2292063 -
100x200	HD22102051 -	HD22102052 -	HD22102053 -	HD22102061 -	HD22102062 -	HD22102063 -

hülsta duo tp 4000 with **hülsta flex premium motor D** base frame
- Back and foot sections individually adjustable by compact drive (2 e-motors);
with cable operation

	Firmness level soft (1) BMI ≤ 25	Firmness level medium (2) BMI 25-31	Firmness level firm (3) BMI ≥ 31
Dimensions (in cm)	Type no.	Type no.	Type no.
80x200	HD2282081 -	HD2282082 -	HD2282083 -
90x200	HD2292081 -	HD2292082 -	HD2292083 -
100x200	HD22102081 -	HD22102082 -	HD22102083 -

Surcharge for remote control unit with app function:

The hülsta flex premium motor base frame is supplied with a standard cable operation. It can also be optionally enhanced with a remote control unit with app function (against a surcharge). Please state clearly in the order!

Surcharge for remote control unit with app function:

Type **HF0403** -

Surcharge for base frame-mattress combination in 210 and 220 cm length

Base frame-mattress combination in 210 and 220 cm length The base frame-mattress combination is supplied with a standard surface in 200 cm length. It is also available optionally in 210 and 220 cm length (against surcharge). Please add a -1 (for 210 cm length) or a -2 (for 220 cm length) to the type no. of the base frame-mattress combination in this case. The surcharge includes the base frame and mattress in 210 or 220 cm length. Please state clearly in the order!		Surcharge for base frame-mattress combination in 210 cm length	Surcharge for base frame-mattress combination in 220 cm length
	 1 - 2 -

Base frame-mattress combinations

in sizes of 80/90/100 x 200 cm

SLEEPING SYSTEMS

hülsta duo ad 2000 with AirDream 2000 mattress

consisting of:

- an AirDream 2000 mattress
- one of the base frames listed below

For further information on the base frames and the mattress see the first section of this type list!

Important note:

The hülsta duo ad 2000 is available against surcharge in lengths of 210 and 220 cm!



hülsta duo ad 2000 with hülstaflex basic A base frame - Fixed, non-adjustable				hülsta duo ad 2000 with hülstaflex basic B base frame - Back and foot sections manually adjustable		
	Firmness level soft (1) BMI ≤ 25	Firmness level medium (2) BMI 25-31	Firmness level firm (3) BMI ≥ 31	Firmness level soft (1) BMI ≤ 25	Firmness level medium (2) BMI 25-31	Firmness level firm (3) BMI ≥ 31
Dimensions (in cm)	Type no.	Type no.	Type no.	Type no.	Type no.	Type no.
80x200	HD2182011 -	HD2182012 -	HD2182013 -	HD2182021 -	HD2182022 -	HD2182023 -
90x200	HD2192011 -	HD2192012 -	HD2192013 -	HD2192021 -	HD2192022 -	HD2192023 -
100x200	HD21102011 -	HD21102012 -	HD21102013 -	HD21102021 -	HD21102022 -	HD21102023 -

hülsta duo ad 2000 with hülstaflex comfort A base frame - Fixed, non-adjustable				hülsta duo ad 2000 with hülstaflex comfort B base frame - Back and foot sections manually adjustable		
	Firmness level soft (1) BMI ≤ 25	Firmness level medium (2) BMI 25-31	Firmness level firm (3) BMI ≥ 31	Firmness level soft (1) BMI ≤ 25	Firmness level medium (2) BMI 25-31	Firmness level firm (3) BMI ≥ 31
Dimensions (in cm)	Type no.	Type no.	Type no.	Type no.	Type no.	Type no.
80x200	HD2182031 -	HD2182032 -	HD2182033 -	HD2182041 -	HD2182042 -	HD2182043 -
90x200	HD2192031 -	HD2192032 -	HD2192033 -	HD2192041 -	HD2192042 -	HD2192043 -
100x200	HD21102031 -	HD21102032 -	HD21102033 -	HD21102041 -	HD21102042 -	HD21102043 -

hülsta duo ad 2000 with hülstaflex premium A base frame - Fixed, non-adjustable				hülsta duo ad 2000 with hülstaflex premium B base frame - Back and foot sections manually adjustable		
	Firmness level soft (1) BMI ≤ 25	Firmness level medium (2) BMI 25-31	Firmness level firm (3) BMI ≥ 31	Firmness level soft (1) BMI ≤ 25	Firmness level medium (2) BMI 25-31	Firmness level firm (3) BMI ≥ 31
Dimensions (in cm)	Type no.	Type no.	Type no.	Type no.	Type no.	Type no.
80x200	HD2182051 -	HD2182052 -	HD2182053 -	HD2182061 -	HD2182062 -	HD2182063 -
90x200	HD2192051 -	HD2192052 -	HD2192053 -	HD2192061 -	HD2192062 -	HD2192063 -
100x200	HD21102051 -	HD21102052 -	HD21102053 -	HD21102061 -	HD21102062 -	HD21102063 -

Surcharge for base frame-mattress combination in 210 and 220 cm length

Base frame-mattress combination in 210 and 220 cm length The base frame-mattress combination is supplied with a standard surface in 200 cm length. It is also available optionally in 210 and 220 cm length (against surcharge). Please add a -1 (for 210 cm length) or a -2 (for 220 cm length) to the type no. of the base frame-mattress combination in this case. The surcharge includes the base frame and mattress in 210 or 220 cm length. Please state clearly in the order!	Surcharge for base frame-mattress combination in 210 cm length	Surcharge for base frame-mattress combination in 220 cm length
 1 - 2 -

Base frame-mattress combinations
in sizes of 80/90/100 x 200 cm

hülsta duo top 500 with TopPoint 500 mattress

consisting of:
- a TopPoint 500 mattress
- one of the base frames listed below

For further information on the base frames and the mattress see the first section of this type list!

Important note:
The hülsta duo tp 500 is available against surcharge in lengths of 210 and 220 cm!

High quality
RG 50
HR* cold foam

Cover separable and
washable up to 60°C
with fine detergent in
easy care programme

hülsta duo tp 500 with hülstaflex basic A base frame - Fixed, non-adjustable			hülsta duo tp 500 with hülstaflex basic B base frame - Back and foot sections manually adjustable		
	Firmness level medium (2) BMI ≤ 28	Firmness level firm (3) BMI ≥ 28	Firmness level medium (2) BMI ≤ 28	Firmness level firm (3) BMI ≥ 28	
Dimensions (in cm)	Type no.	Type no.	Type no.	Type no.	
80x200	HD2082012 -	HD2082013 -	HD2082022 -	HD2082023 -	
90x200	HD2092012 -	HD2092013 -	HD2092022 -	HD2092023 -	
100x200	HD20102012 -	HD20102013 -	HD20102022 -	HD20102023 -	

hülsta duo tp 500 with hülstaflex comfort A base frame - Fixed, non-adjustable			hülsta duo tp 500 with hülstaflex comfort B base frame - Back and foot sections manually adjustable		
	Firmness level medium (2) BMI ≤ 28	Firmness level firm (3) BMI ≥ 28	Firmness level medium (2) BMI ≤ 28	Firmness level firm (3) BMI ≥ 28	
Dimensions (in cm)	Type no.	Type no.	Type no.	Type no.	
80x200	HD2082032 -	HD2082033 -	HD2082042 -	HD2082043 -	
90x200	HD2092032 -	HD2092033 -	HD2092042 -	HD2092043 -	
100x200	HD20102032 -	HD20102033 -	HD20102042 -	HD20102043 -	


hülsta duo tp 500 with hülstaflex premium A base frame - Fixed, non-adjustable			hülsta duo tp 500 with hülstaflex premium B base frame - Back and foot sections manually adjustable		
	Firmness level medium (2) BMI ≤ 28	Firmness level firm (3) BMI ≥ 28	Firmness level medium (2) BMI ≤ 28	Firmness level firm (3) BMI ≥ 28	
Dimensions (in cm)	Type no.	Type no.	Type no.	Type no.	
80x200	HD2082052 -	HD2082053 -	HD2082062 -	HD2082063 -	
90x200	HD2092052 -	HD2092053 -	HD2092062 -	HD2092063 -	
100x200	HD20102052 -	HD20102053 -	HD20102062 -	HD20102063 -	

Surcharge for base frame-mattress combination in 210 and 220 cm length

Base frame-mattress combination in 210 and 220 cm length The base frame-mattress combination is supplied with a standard surface in 200 cm length. It is also available optionally in 210 and 220 cm length (against surcharge). Please add a -1 (for 210 cm length) or a -2 (for 220 cm length) to the type no. of the base frame-mattress combination in this case. The surcharge includes the base frame and mattress in 210 or 220 cm length. Please state clearly in the order!	Surcharge for base frame-mattress combination in 210 cm length	Surcharge for base frame-mattress combination in 220 cm length
 1 - 2 -

Hand switch/hand transmitter bag
of artificial leather, optionally in brown, white or black, for hand switch or hand transmitter, especially for bed sides thicker than 4 cm.

The artificial leather bag is fitted onto the inside of the bed side with the accompanying Velcro band. The hook on the hand switches must be removed.



Versions	Type no.	
brown black white	H4799551 H4799552 H4799553	- - -

Base frames and mattresses



Double mattresses (extra-large sizes) are not recommended, because one can not exclude the possibility of your partner being disturbed by your movements. Turning and reversing the mattress is extremely difficult. **Double mattresses are nonetheless still available on request** (exception: hülsta-duos). It is also possible to combine different core types (of the same height) and core firmness levels within a double mattress (no surcharge). **Please state clearly in the order!**



Partners' mattresses (connected by a zip) are possible for all mattresses with Keder seam cover incl. reinforced base at a surcharge (mattresses with all-round zip or without Keder seam cannot be altered). **Please state clearly in the order!**

Surcharge: -

Definition of “total height” of base frames:

The details of total heights are approximate and are calculated from the outer bar of the underside rim up to the top edge of the slat supports. The base slats curve upwards, to a varying extent depending on the version and frame width. Small deviations in the height of the curve are possible in wood as a natural material but have no negative effects on performance. This curve prevents you from lying in a “hollow” during sleep.





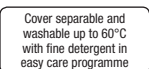



Fitting notes for base frames, especially in the “fixed” version:

In order to achieve a particularly low surface height, hülsta base frames are manufactured in a “fixed” version, i.e. they are non-adjustable, in a low-rim frame construction. The veneer layers lie horizontally.
All base frames – both adjustable and non-adjustable – must be supported approximately 30 cm from each end and in the centre so that they do not warp in the middle in the course of time. It is advisable to have a full-length support slat to support all base frames.

Definition of “mattress firmness”:

The numbers in brackets for the firmness of the mattress do not correspond to the DIN-EN 1957 norm. The number (2) as compared to the number (3) simply means that this mattress is somewhat softer.

Meaning of pictograms

	Removable cover for cleaning/washing		High quality Volume weight here e.g. 60 kg/m³ <small>*HR = highly resilient = highly elastic = genuine cold foam</small>		Special pressure relief for good blood circulation
	Highly flexible mattress for adjustable base frames		Cover separable and washable up to 60°C with fine detergent in easy care programme		Safety: GS sign for tested safety from TÜVRheinland
	Partner's zip		www.blauer-engel.de/uz38 <ul style="list-style-type: none">low in emissionswood from sustainable forestrysafe to use in the home		

Basis for correct recommendation: matching physical characteristics according to body mass index = BMI

		Size in metres																Weight in kg																																															
		1,40	1,42	1,44	1,46	1,48	1,50	1,52	1,54	1,56	1,58	1,60	1,62	1,64	1,66	1,68	1,70	1,72	1,74	1,76	1,78	1,80	1,82	1,84	1,86	1,88	1,90	1,92	1,94	1,96	1,98	2,00	2,02	2,04	2,06	2,08	2,10																												
Weight in kg	140	71	69	68	66	64	62	61	59	58	56	55	53	52	51	50	48	47	46	45	44	43	42	41	40	39	38	37	36	35	34	33	32	31	30	29	28	27	26	25	24	23	22	21	20	19	18	17	16	15	14	13	12	11	10	9	8	7	6	5	4	3	2	1	0
	138	70	68	67	65	63	61	60	58	57	55	54	53	51	50	49	48	47	46	45	44	43	42	41	40	39	38	37	36	35	34	33	32	31	30	29	28	27	26	25	24	23	22	21	20	19	18	17	16	15	14	13	12	11	10	9	8	7	6	5	4	3	2	1	0
	136	69	67	66	64	62	60	59	57	56	54	53	52	51	49	48	47	46	45	44	43	42	41	40	39	38	37	36	35	34	33	32	31	30	29	28	27	26	25	24	23	22	21	20	19	18	17	16	15	14	13	12	11	10	9	8	7	6	5	4	3	2	1	0	
	134	68	66	65	63	61	60	58	57	56	54	53	52	51	49	48	47	46	45	44	43	42	41	40	39	38	37	36	35	34	33	32	31	30	29	28	27	26	25	24	23	22	21	20	19	18	17	16	15	14	13	12	11	10	9	8	7	6	5	4	3	2	1	0	
	132	67	65	64	62	60	59	57	56	54	53	52	50	49	48	47	46	45	44	43	42	41	40	39	38	37	36	35	34	33	32	31	30	29	28	27	26	25	24	23	22	21	20	19	18	17	16	15	14	13	12	11	10	9	8	7	6	5	4	3	2	1	0		
	130	66	64	63	61	59	58	56	55	53	52	51	50	48	47	46	45	44	43	42	41	40	39	38	37	36	35	34	33	32	31	30	29	28	27	26	25	24	23	22	21	20	19	18	17	16	15	14	13	12	11	10	9	8	7	6	5	4	3	2	1	0			
	128	65	63	62	60	58	57	55	54	53	51	50	49	48	47	46	45	44	43	42	41	40	39	38	37	36	35	34	33	32	31	30	29	28	27	26	25	24	23	22	21	20	19	18	17	16	15	14	13	12	11	10	9	8	7	6	5	4	3	2	1	0			
	126	64	62	61	59	58	56	55	53	52	50	49	48	47	46	45	44	43	42	41	40	39	38	37	36	35	34	33	32	31	30	29	28	27	26	25	24	23	22	21	20	19	18	17	16	15	14	13	12	11	10	9	8	7	6	5	4	3	2	1	0				
	124	63	61	60	58	57	55	54	52	51	50	48	47	46	45	44	43	42	41	40	39	38	37	36	35	34	33	32	31	30	29	28	27	26	25	24	23	22	21	20	19	18	17	16	15	14	13	12	11	10	9	8	7	6	5	4	3	2	1	0					
	122	62	61	59	57	56	54	53	51	50	49	48	46	45	44	43	42	41	40	39	38	37	36	35	34	33	32	31	30	29	28	27	26	25	24	23	22	21	20	19	18	17	16	15	14	13	12	11	10	9	8	7	6	5	4	3	2	1	0						
	120	61	60	58	56	55	53	52	51	49	48	47	46	45	44	43	42	41	40	39	38	37	36	35	34	33	32	31	30	29	28	27	26	25	24	23	22	21	20	19	18	17	16	15	14	13	12	11	10	9	8	7	6	5	4	3	2	1	0						
	118	60	59	57	55	54	52	51	50	48	47	46	45	44	43	42	41	40	39	38	37	36	35	34	33	32	31	30	29	28	27	26	25	24	23	22	21	20	19	18	17	16	15	14	13	12	11	10	9	8	7	6	5	4	3	2	1	0							
	116	59	58	56	54	53	52	50	49	48	46	45	44	43	42	41	40	39	38	37	36	35	34	33	32	31	30	29	28	27	26	25	24	23	22	21	20	19	18	17	16	15	14	13	12	11	10	9	8	7	6	5	4	3	2	1	0								
	114	58	57	55	53	52	51	49	48	47	46	45	44	43	42	41	40	39	38	37	36	35	34	33	32	31	30	29	28	27	26	25	24	23	22	21	20	19	18	17	16	15	14	13	12	11	10	9	8	7	6	5	4	3	2	1	0								
	112	57	56	54	53	51	50	48	47	46	45	44	43	42	41	40	39	38	37	36	35	34	33	32	31	30	29	28	27	26	25	24	23	22	21	20	19	18	17	16	15	14	13	12	11	10	9	8	7	6	5	4	3	2	1	0									
	110	56	55	53	52	50	49	48	46	45	44	43	42	41	40	39	38	37	36	35	34	33	32	31	30	29	28	27	26	25	24	23	22	21	20	19	18	17	16	15	14	13	12	11	10	9	8	7	6	5	4	3	2	1	0										
	108	55	54	52	51	49	48	47	46	44	43	42	41	40	39	38	37	36	35	34	33	32	31	30	29	28	27	26	25	24	23	22	21	20	19	18	17	16	15	14	13	12	11	10	9	8	7	6	5	4	3	2	1	0											
	106	54	53	51	50	48	47	46	45	44	43	42	41	40	39	38	37	36	35	34	33	32	31	30	29	28	27	26	25	24	23	22	21	20	19	18	17	16	15	14	13	12	11	10	9	8	7	6	5	4	3	2	1	0											
	104	53	52	50	49	47	46	45	44	43	42	41	40	39	38	37	36	35	34	33	32	31	30	29	28	27	26	25	24	23	22	21	20	19	18	17	16	15	14	13	12	11	10	9	8	7	6	5	4	3	2	1	0												
	102	52	51	49	48	47	45	44	43	42	41	40	39	38	37	36	35	34	33	32	31	30	29	28	27	26	25	24	23	22	21	20	19	18	17	16	15	14	13	12	11	10	9	8	7	6	5	4	3	2	1	0													
100	51	50	48	47	46	44	43	42	41	40	39	38	37	36	35	34	33	32	31	30	29	28	27	26	25	24	23	22	21	20	19	18	17	16	15	14	13	12	11	10	9	8	7	6	5	4	3	2	1	0															
98	50	49	47	46	45	44	42	41	40	39	38	37	36	35	34	33	32	31	30	29	28	27	26	25	24	23	22	21	20	19	18	17	16	15	14	13	12	11	10	9	8	7	6	5	4	3	2	1	0																
96	49	48	46	45	44	43	42	40	39	38	37	36	35	34	33	32	31	30	29	28	27	26	25	24	23	22	21	20	19	18	17	16	15	14	13	12	11	10	9	8	7	6	5	4	3	2	1	0																	
94	48	47	45	44	43	42	41	40	39	38	37	36	35	34	33	32	31	30	29	28	27	26	25	24	23	22	21	20	19	18	17	16	15	14	13	12	11	10	9	8	7																								

Purchasing check-list

1. Long-term elastic base slats

The base frame is only as good as its slats. For this reason hülsta places great value on high-grade performance. For example: Original hülsta base slats: steam-proof melamine surface films, the green layer and moisture-proof glued beechwood veneers (7-times) ensure the necessary elasticity even after many years of use (**world-wide the best slat**).

2. Synthetic components

Important: good characteristics in long-term use. Synthetic components must also betray long-term elasticity, in order to enable optimum body support. hülsta therefore only employs high-grade synthetic materials. Comprehensive tests are proof of this, e.g. by the German Technical Control Board (TÜV).

3. Adjustment ergonomics

The correct matching of the adjustable sections and the positions of joints. hülsta base frames are designed in accordance with the latest anthropological and ergonomic research.

4. Good climate regulation

The base frame not only provides possibilities of adjustment, it also ensures the necessary ventilation of the sleeping system. A ratio of around 1:1 for the ventilated and the supporting surface is the optimum.

5. Matching of base frame and mattress

Only the right combination of base frame and mattress guarantees optimum characteristics like body support, climate regulation and adjustment capabilities. hülsta's sleeping systems are matched in accordance with these criteria. Comprehensive tests by leading institutes are proof of this.

6. Motor-adjustable base frames

This is what counts: ergonomic sitting and lying positions; no electric current when not in use; emergency lowering when mains cut-off occurs; low-noise adjustment movements. Entire motor-driven frame safety-tested.

7. Individual adjustability

An optimum setting should be long-lasting. hülsta achieves this with brake-stops in the patented firmness-adjustment slides. Top model with patented end-point bearings with extra adjustment settings.

Up to 12 years' guarantee:

More than 40 years of intensive sleep research, the internationally renowned hülsta quality standard, which is confirmed by leading institutes, enable us to grant a long-term guarantee of 12 years for nearly all base frames which belong to the hülsta sleeping systems.

Further provisions of guarantee:

Motors: 3 years' guarantee; mattress cores: 5 years' guarantee; batteries are except from guarantee. Please note the information and care notes in our guarantee card.

Your Hotline to hülsta

Do you have any questions or require any alterations to your order confirmation?
Do you have any questions on our products or your current order?
Do you have any complaints about supplied goods or required replacement parts?
Contact Telephone: +49 (0) 2563 / 86-1627 • email: orders@huelsta.com

Do you have any questions, suggestions or wishes for the **hülsta product seminars**?
Contact Telephone: +49 (0) 2563 / 86-1493 • email: seminare@huelsta.com

hülsta Planning Service

Your furn plan planning is so complex that you need our support? We have created the hülsta Planning Service for this kind of situation. hülsta employees will check your planning as quickly as possible. The customer gets a planning that will inspire him!

hülsta Planning Service

Tel.: +49 (0) 2563 / 86-1060

Fax: +49 (0) 2563 / 86-1000

Mail: Planungsservice-Handel@huelsta.com

Mondays to Fridays from 9.00 a.m. until 5.00 p.m.

Special wishes? Come to us!

Maximum individuality! – Maximal flexibility! – hülsta makes most of your special wishes possible.

And if you do have a wish which is not quite so easy to implement, just give us a call or send us a mail or a fax. We have our own hülsta "Special Wishes Team" who are there to help you realise just these customer requests. These colleagues are professionals when it comes to special products. They plan and calculate the products possible for you and even develop an alternative suggestion if the idea should turn out to be technically impossible.

Here is an overview of the hülsta range of special wishes:

- A lot of special products can be ordered simply via the type list
- Special-sized products are planned simply and professionally
- Competent colleagues advise you by phone, by fax and by mail
- You will be sent alternative suggestions if the idea is technically impossible
- Many special-sized products are available without a surcharge
- Specially qualified carpenters and technicians implement your plans perfectly

hülsta Special Wishes Team

Tel.: +49 (0) 2563 / 86-1060

Fax: +49 (0) 2563 / 86-1000

Mail: Sonderwunsch@huelsta.com

We are open Saturdays for you, too!

Our **Saturday hotline** is available from **10.00 a.m. until 5.00 p.m.**

Telephone: +49 (0) 2563 / 86-1800

The hülsta Sales Department is available
mondays to Fridays from 9.00 a.m. until 5.00 p.m.

HÜLSTA Schlafsysteme

Stand: E 1. 2021

Design and concept legally protected, subject to error and alterations to construction, colour and materials by way of technological progress.

hülsta-werke · Karl-Hüls-Straße 1 · D-48703 Stadthoorn
Tel. +49 (0) 2563 / 86-0 · Fax +49 (0) 2563 / 86-1000
www.huelsta.com

