



now!
by hülsta

easy



3/2H
E

www.now.huelsta.com

● ● ● made in germany

So easy is creative furnishing: you simply put together whatever you like, how you like, choosing from versatile units with fronts in pure white lacquer, natural wood and mellow yet deep colour shades: single design units, combinations, cabinets, wardrobes, media units.

Lists of versions

Versions Carcase and front

Pure white lacquer

Versions Legs

Brushed stainless steel

Versions Accent 1: Frame and rear wall

Pure white lacquer
Light grey lacquer
Natural oak



Versions Accent 2: Door of wall design box



Price group I
Pure white lacquer

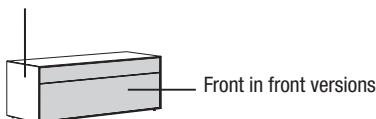
Price group II
Light grey lacquer
Sand lacquer

Price group II
Teal blue lacquer
Old rose lacquer
Pastel green lacquer
Dark blue lacquer
Dark green lacquer

Price group II
Vanilla yellow lacquer
Violet lacquer
Natural oak
Core walnut

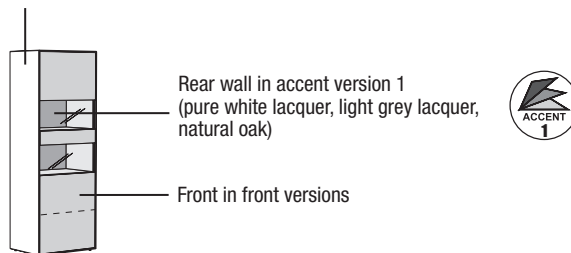
Assembly units

Carcase in carcase versions



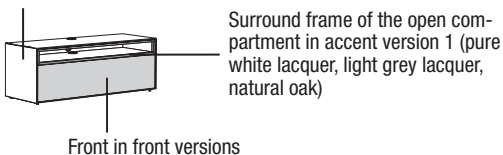
Cabinets

Carcase in carcase versions



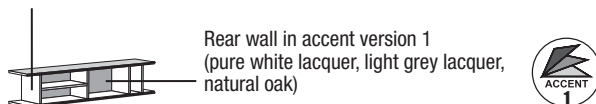
Assembly units and media lowboard with open compartment

Carcase in carcase versions



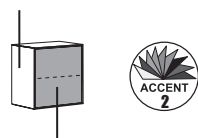
Wall bookcase

Carcase in carcase versions



Wall design box

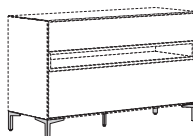
Carcase in carcase versions



Door in accent version 2 (pure white lacquer, light grey lacquer, sand lacquer, teal blue lacquer, old rose lacquer, pastel green lacquer, dark blue lacquer, dark green lacquer, vanilla yellow lacquer, violet lacquer, natural oak, core walnut)

Legs

Brushed stainless steel



- **hülsta-Push-to-open:** All drawers, hinge-doors and flaps with hülsta-Push-to-open
- Since 1996, we are entitled to label all of our modular furniture and base frames with the strictly regulated "Blue Angel", which awards products that are low in emissions and especially environmentally friendly.
- **Important note:** Because orders are read automatically, the correct type number for the required unit must be stated in the order. Please be sure to remember this in the order!



Please be sure to see the “now! general” chapter on the following subjects:

- Important notes on including lighting
- Remote control unit for LED lamps
- IR repeater set for lowboards
- Cable aperture assembly set
- Flatscreen TV sizes overview
- Flap hinge
- Wall units
- Maximum loads
- Quality of walls / assembly instructions

now! easy
by hülsta

● ● ● made in germany

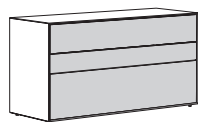
Important note:

Because orders are read automatically, the correct type number for the required unit must be stated in the order. Please be sure to remember this in the order!

Planning notes

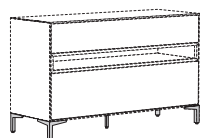
Planning assembly units / cabinets

Planning step 1



Choice of unit
in the required version

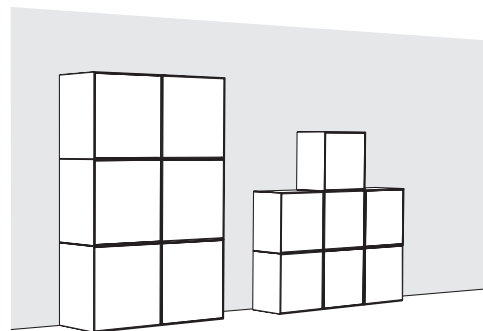
Planning step 2



Choice of optional legs or wall bracket and optional lamp

The wall bracket is necessary for fitting assembly units and cabinets on walls (stacking or suspending). In this case the legs are omitted. Note: wall units always include a wall bracket. If units are to be fitted on legs, legs must be ordered for each unit.

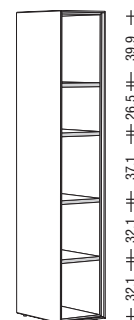
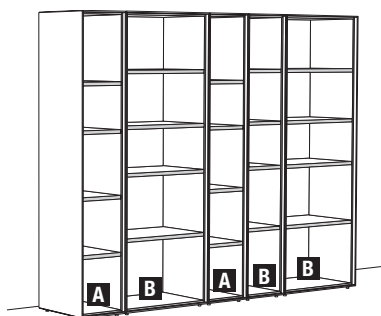
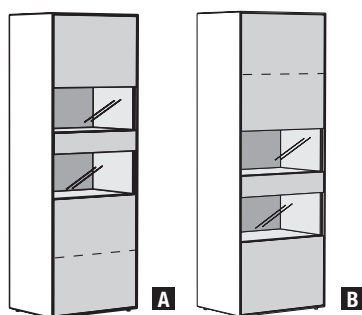
Stacking assembly units



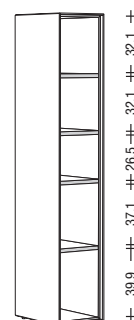
With now! easy it is possible, to stack assembly units. In this case a wall bracket must be ordered for each stacked unit.

Planning cabinet and bookshelf in the versions A and B

Planning step 1



Compartment heights of
cabinet A and bookshelf A



Compartment heights of
cabinet B and bookshelf B

Choice of unit

in the required version

Note on cabinets and bookshelves in the versions A and B:

Due to the different glass cut-out sections in the cabinets A and B, the shelves in the cabinets are at different height positions. If the shelves of the bookshelf shall have the same height position as the cabinet, cabinet A has to be combined with bookshelf A resp. cabinet B with bookshelf B.

Dining tables and chairs:
see now! dining type list.

Wardrobes:
see now! wardrobes type list.

Beds:
see now! sleeping type list.

Versions Carcase and front

Pure white lacquer

Versions Accent 1: Frame and rear wall

Pure white lacquer
Light grey lacquer
Natural oak



Versions Accent 2: Door of wall design box



Price group I
Pure white lacquer

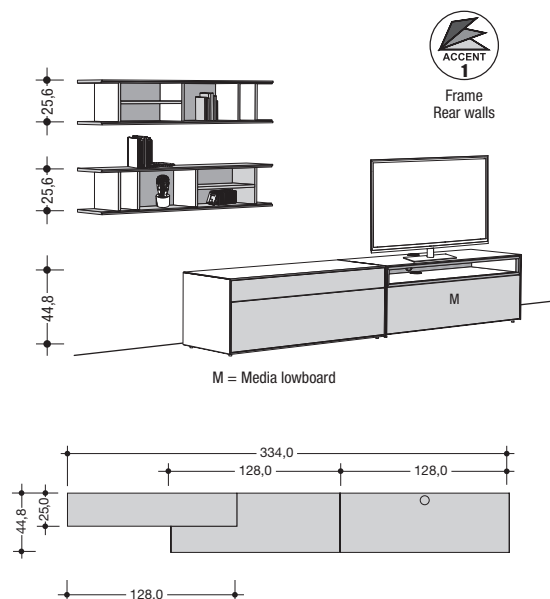
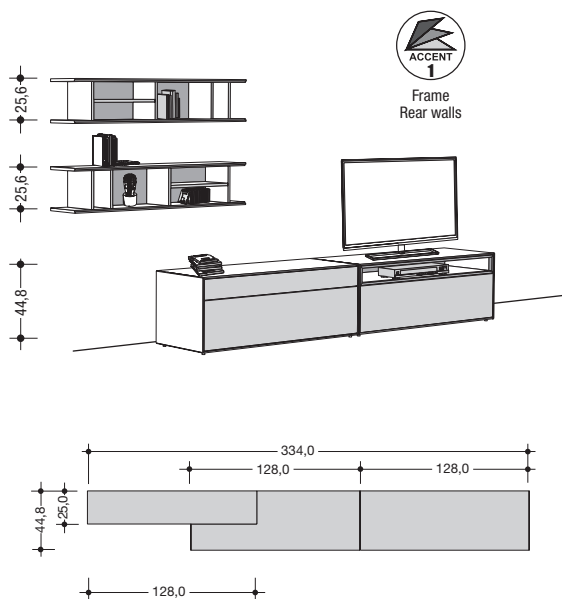
Price group II
Light grey lacquer
Sand lacquer

Price group II
Teal blue lacquer
Old rose lacquer
Pastel green lacquer
Dark blue lacquer
Dark green lacquer

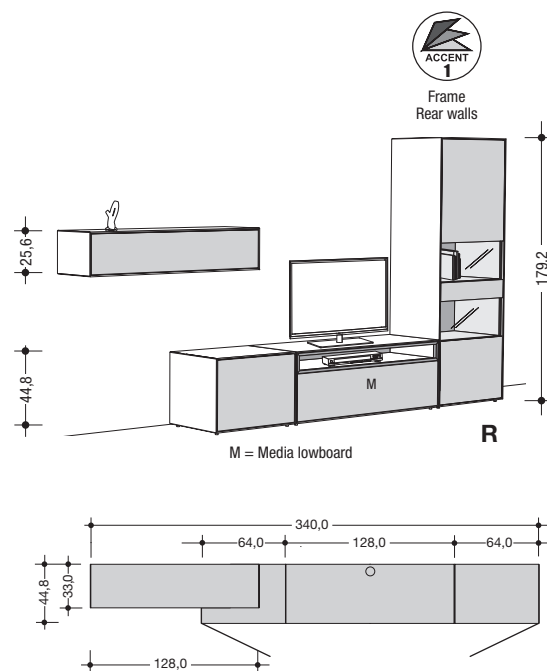
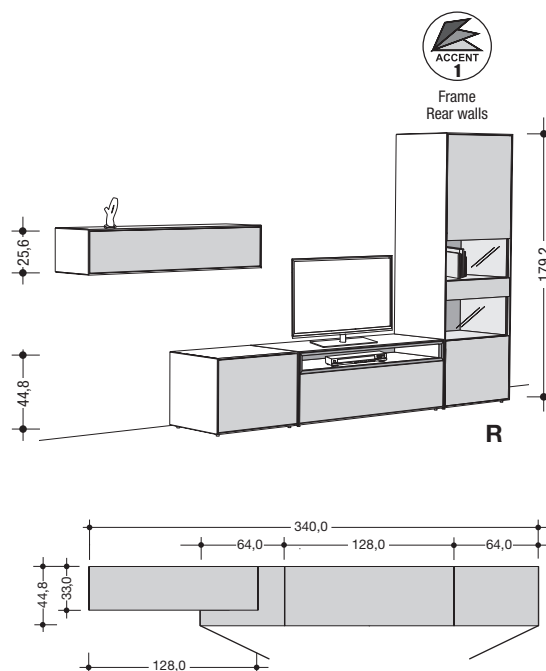
Price group II
Vanilla yellow lacquer
Violet lacquer
Natural oak
Core walnut

Special combinations

Special combinations are arrangements that are reduced in price. This price advantage is only available when the arrangement is ordered exactly as described. The special combinations can be enhanced by including accessories. These are charged extra.



| Article | Special combination | | Special combination | |
|-------------------------------|---------------------|---|---------------------|---|
| Order no. | Order no. | | Order no. | |
| Accents in pure white lacquer | 990013 | - | 990113 | - |
| Accents in light grey lacquer | 990014 | - | 990114 | - |
| Accents in natural oak | 990015 | - | 990115 | - |



| Article | Special combination | | Special combination | |
|-------------------------------|------------------------------------|---|------------------------------------|---|
| Order no. | Order no. as illustr. / vice versa | | Order no. as illustr. / vice versa | |
| Accents in pure white lacquer | 992023 / 991023 | - | 992123 / 991123 | - |
| Accents in light grey lacquer | 992024 / 991024 | - | 992124 / 991124 | - |
| Accents in natural oak | 992025 / 991025 | - | 992125 / 991125 | - |

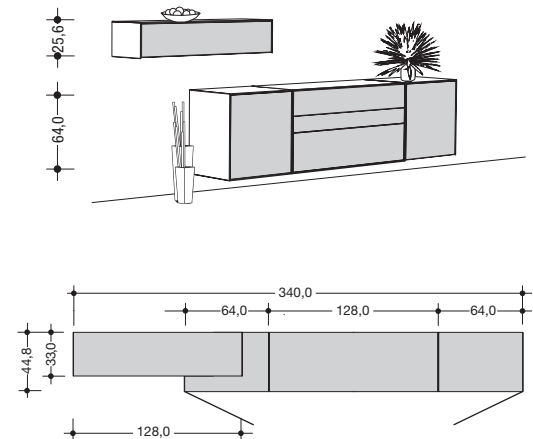
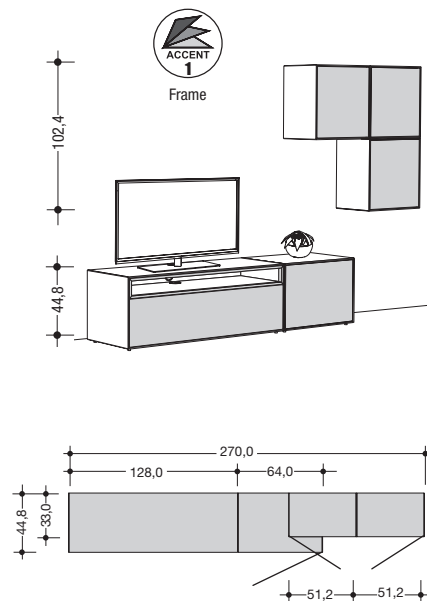
L/R = Door hinge of cabinet left/right

E 9. 2021

now! easy

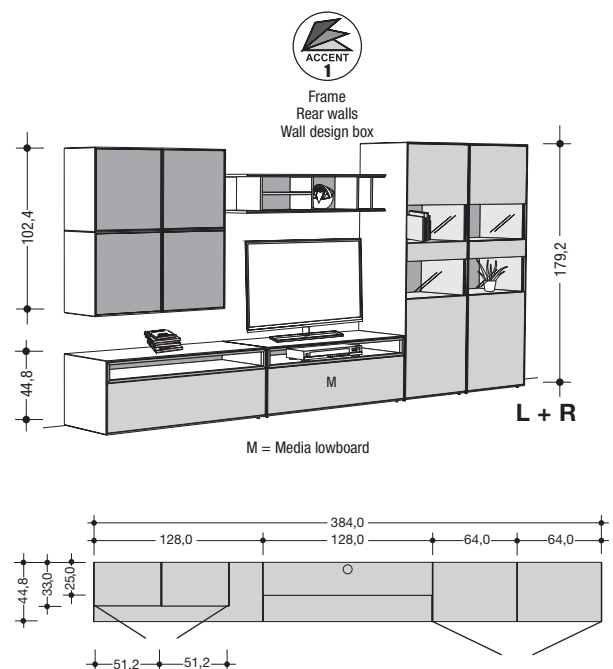
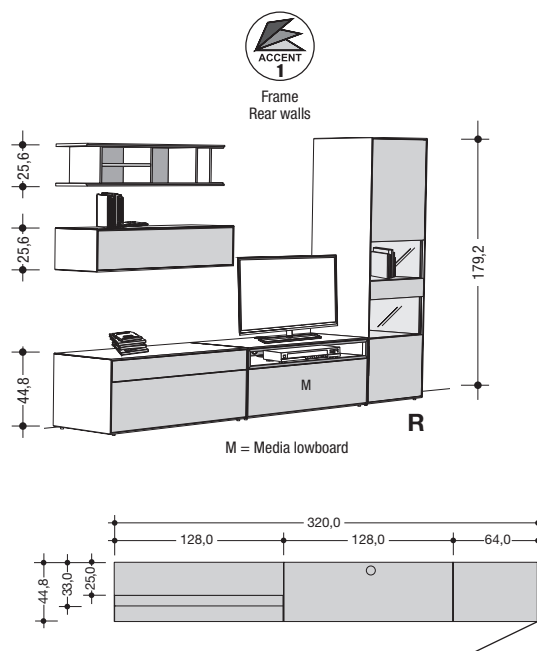
Special combinations

Special combinations are arrangements that are reduced in price. This price advantage is only available when the arrangement is ordered exactly as described. The special combinations can be enhanced by including accessories. These are charged extra.



| Article | Special combination | | Special combination | |
|-------------------------------|---------------------|---|---------------------|---|
| Order no. | Order no. | | Order no. | |
| Accents in pure white lacquer | 991163 | - | 990053 | - |
| Accents in light grey lacquer | 991164 | - | | |
| Accents in natural oak | 991165 | - | | |

Note:
Shaded dark grey in sketch
= door of the wall design box
in the same version as the
accent of the frame



| Article | Special combination | | Special combination | |
|-------------------------------|---|---|---------------------|---|
| Order no. | Order no. as illustr. / vice versa | | Order no. | |
| Accents in pure white lacquer | 991133 / 992133 | - | 991153 | - |
| Accents in light grey lacquer | 991134 / 992134 | - | 991154 | - |
| Accents in natural oak | 991135 / 992135 | - | 991155 | - |

Versions Carcase and front

Pure white lacquer

Versions Accent 1: Frame and rear wall

Pure white lacquer
Light grey lacquer
Natural oak



Versions Accent 2: Door of wall design box



Price group I
Pure white lacquer

Price group II
Light grey lacquer
Sand lacquer

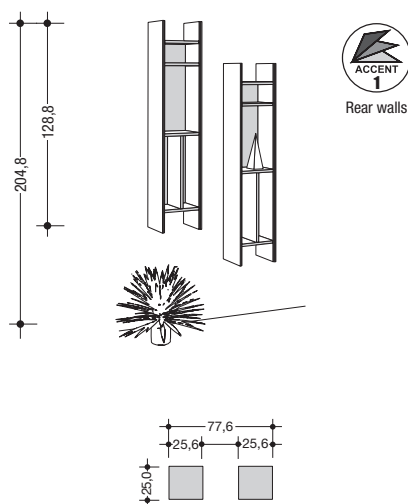
Price group II
Teal blue lacquer
Old rose lacquer
Pastel green lacquer
Dark blue lacquer
Dark green lacquer

Price group II
Vanilla yellow lacquer
Violet lacquer
Natural oak
Core walnut

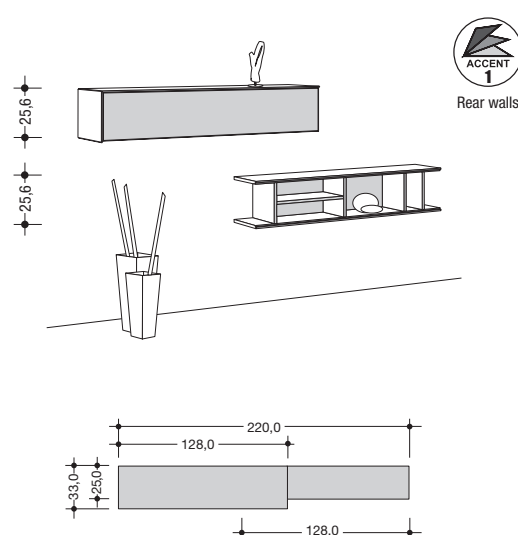
Suggested combinations

As an alternative to planning an individual unit from the complete range there is the possibility of choosing from specially suggested combinations. This eases planning. Incorporating accessories can enhance the suggested combinations. These are charged extra.

NEW

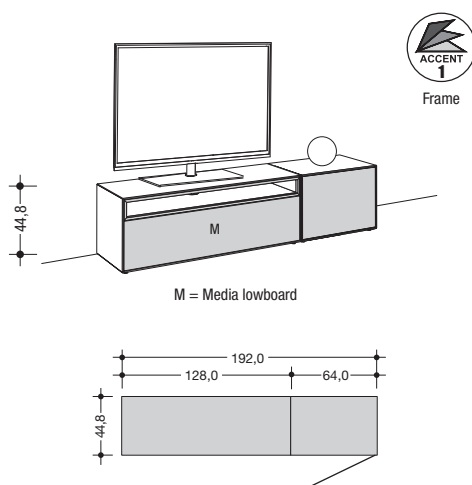


NEW



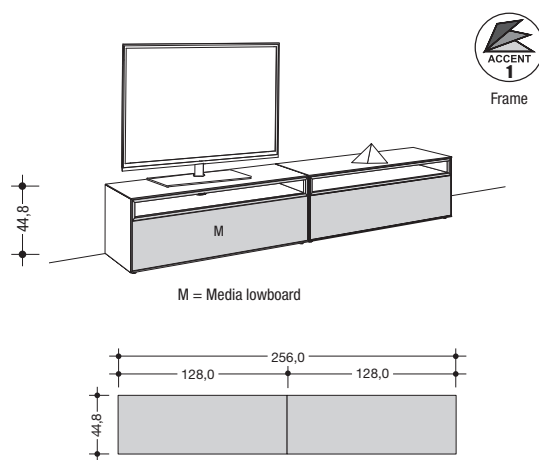
| Article | Suggested combination | | Suggested combination | |
|-------------------------------|-----------------------|---|-----------------------|---|
| Order no. | Order no. | | Order no. | |
| Accents in pure white lacquer | 980273 | - | 980263 | - |
| Accents in light grey lacquer | 980274 | - | 980264 | - |
| Accents in natural oak | 980275 | - | 980265 | - |

NEW



M = Media lowboard

NEW

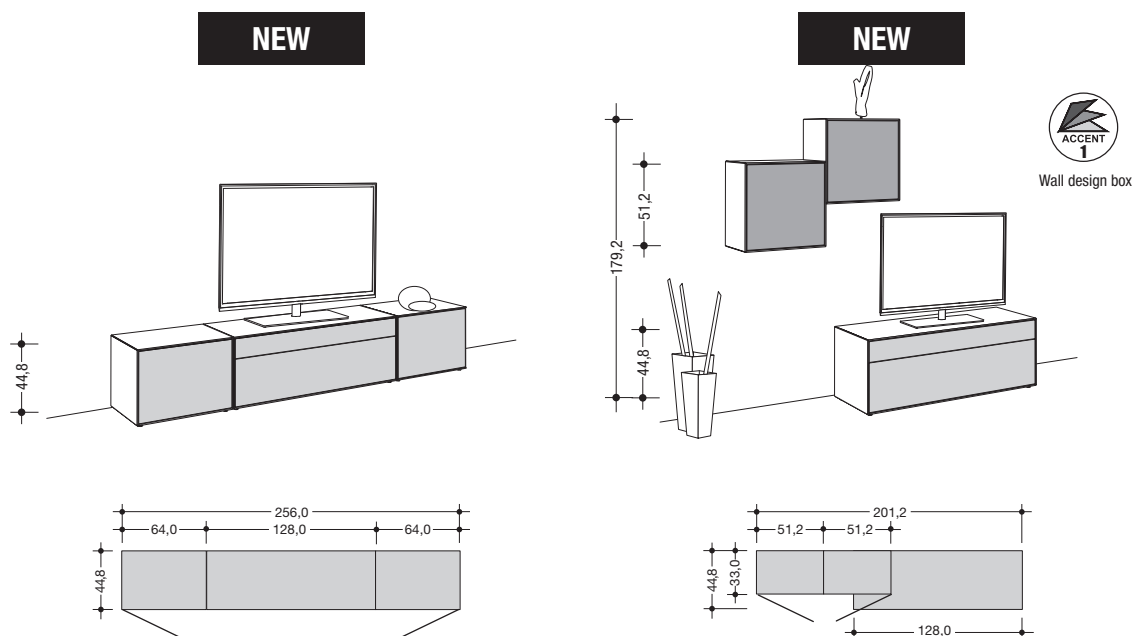


M = Media lowboard

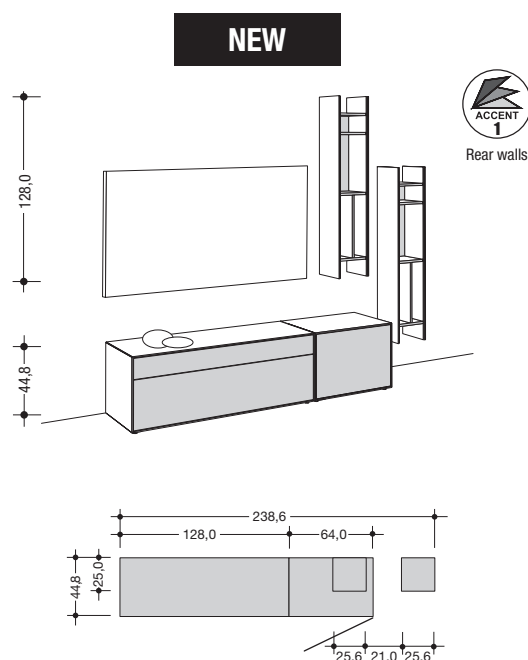
| Article | Suggested combination | | Suggested combination | |
|-------------------------------|-----------------------|---|-----------------------|---|
| Order no. | Order no. | | Order no. | |
| Accents in pure white lacquer | 980223 | - | 980213 | - |
| Accents in light grey lacquer | 980224 | - | 980214 | - |
| Accents in natural oak | 980225 | - | 980215 | - |

Suggested combinations

As an alternative to planning an individual unit from the complete range there is the possibility of choosing from specially suggested combinations. This eases planning. Incorporating accessories can enhance the suggested combinations. These are charged extra.



| Article | Suggested combination | | Suggested combination | |
|-------------------------------|-----------------------|---|-----------------------|---|
| Order no. | Order no. | | Order no. | |
| Accents in pure white lacquer | 980233 | - | 980253 | - |
| Accents in light grey lacquer | | | 980254 | - |
| Accents in natural oak | | | 980255 | - |



| Article | Suggested combination | | | |
|-------------------------------|-----------------------|---|--|--|
| Order no. | Order no. | | | |
| Accents in pure white lacquer | 980243 | - | | |
| Accents in light grey lacquer | 980244 | - | | |
| Accents in natural oak | 980245 | - | | |

Versions Carcase and front

Pure white lacquer

Versions Accent 1: Frame and rear wall

Pure white lacquer
Light grey lacquer
Natural oak



Versions Accent 2: Door of wall design box



Price group I
Pure white lacquer

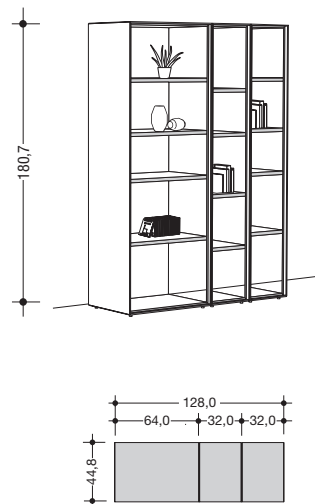
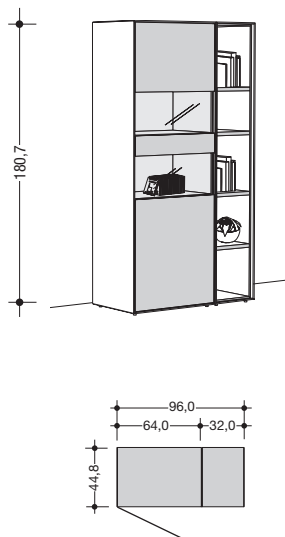
Price group II
Light grey lacquer
Sand lacquer

Price group II
Teal blue lacquer
Old rose lacquer
Pastel green lacquer
Dark blue lacquer
Dark green lacquer

Price group II
Vanilla yellow lacquer
Violet lacquer
Natural oak
Core walnut

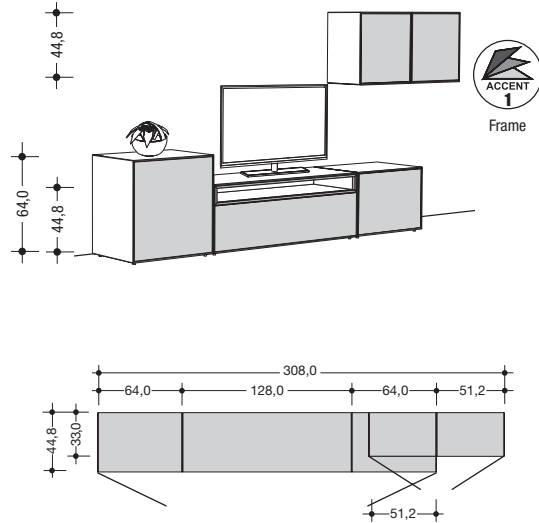
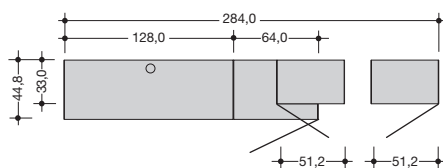

Suggested combinations

As an alternative to planning an individual unit from the complete range there is the possibility of choosing from specially suggested combinations. This eases planning. Incorporating accessories can enhance the suggested combinations. These are charged extra.



| Article | Suggested combination | | Suggested combination | |
|-------------------------------|-----------------------|---|-----------------------|---|
| Order no. | Order no. | | Order no. | |
| Accents in pure white lacquer | 980113 | - | 980143 | - |

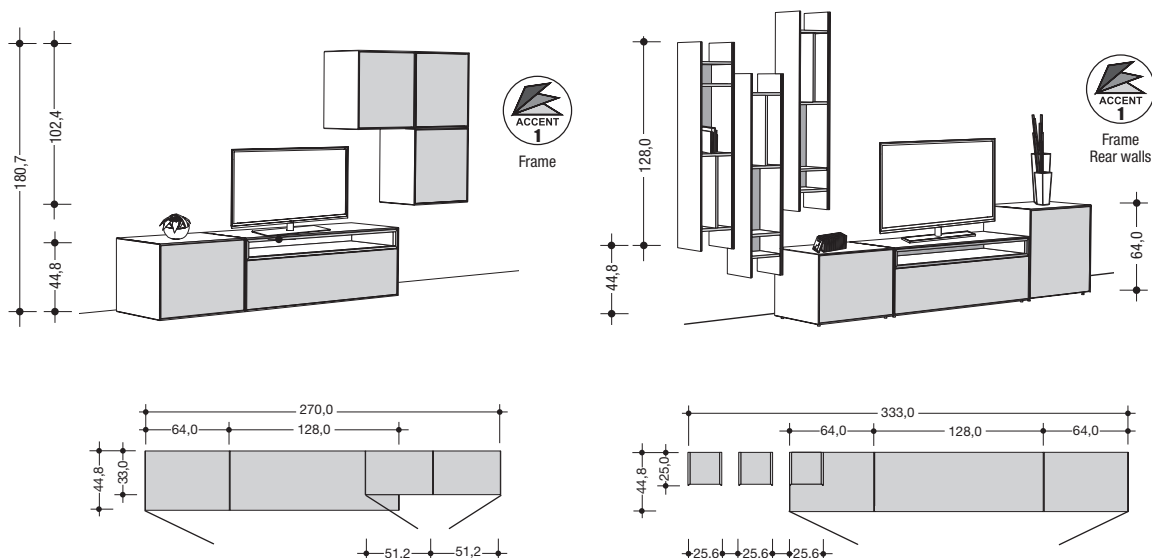
Note:
Shaded dark grey in sketch
= door of the wall design box
in the same version as the
accent of the frame



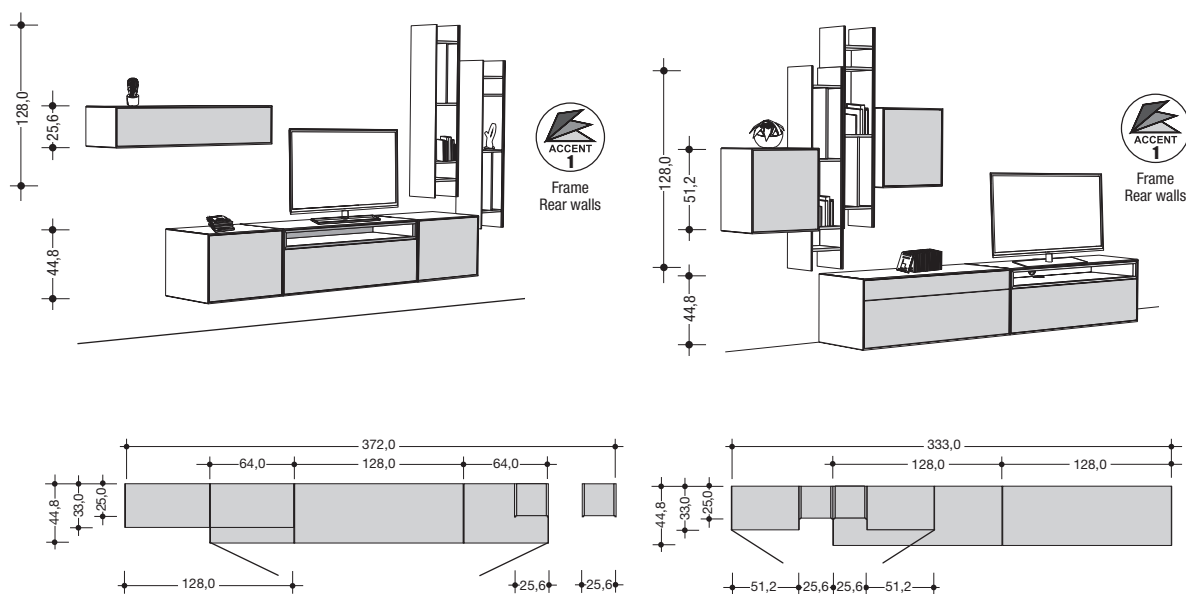
| Article | Suggested combination | | Suggested combination | |
|-------------------------------|-----------------------|---|-----------------------|---|
| Order no. | Order no. | | Order no. | |
| Accents in pure white lacquer | 980083 | - | 980013 | - |
| Accents in light grey lacquer | 980084 | - | 980014 | - |
| Accents in natural oak | 980085 | - | 980015 | - |

Suggested combinations

As an alternative to planning an individual unit from the complete range there is the possibility of choosing from specially suggested combinations. This eases planning. Incorporating accessories can enhance the suggested combinations. These are charged extra.



| Article | Suggested combination | | Suggested combination | |
|-------------------------------|-----------------------|---|-----------------------|---|
| Order no. | Order no. | | Order no. | |
| Accents in pure white lacquer | 980023 | - | 980033 | - |
| Accents in light grey lacquer | 980024 | - | 980034 | - |
| Accents in natural oak | 980025 | - | 980035 | - |



| Article | Suggested combination | | Suggested combination | |
|-------------------------------|-----------------------|---|-----------------------|---|
| Order no. | Order no. | | Order no. | |
| Accents in pure white lacquer | 980043 | - | 980163 | - |
| Accents in light grey lacquer | 980044 | - | 980164 | - |
| Accents in natural oak | 980045 | - | 980165 | - |

Versions Carcase and front

Pure white lacquer

Versions Accent 1: Frame and rear wall

Pure white lacquer
Light grey lacquer
Natural oak



Versions Accent 2: Door of wall design box



Price group I
Pure white lacquer

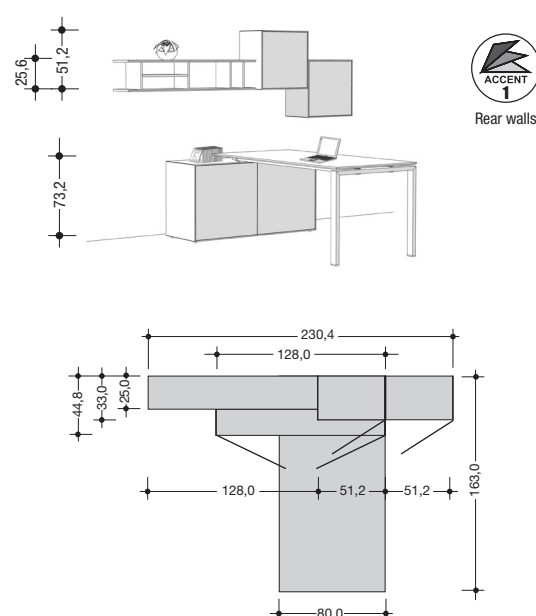
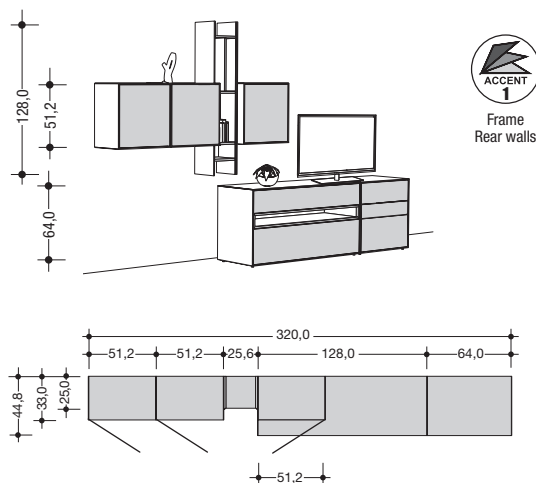
Price group II
Light grey lacquer
Sand lacquer

Price group II
Teal blue lacquer
Old rose lacquer
Pastel green lacquer
Dark blue lacquer
Dark green lacquer

Price group II
Vanilla yellow lacquer
Violet lacquer
Natural oak
Core walnut

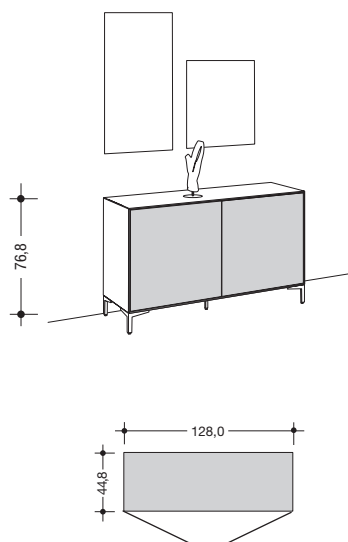
Suggested combinations

As an alternative to planning an individual unit from the complete range there is the possibility of choosing from specially suggested combinations. This eases planning. Incorporating accessories can enhance the suggested combinations. These are charged extra.

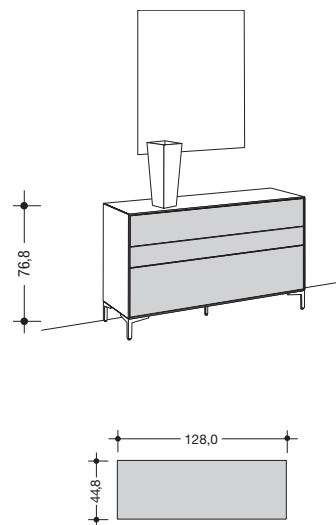


| Article | Suggested combination | | Suggested combination | |
|-------------------------------|-----------------------|---|-----------------------|---|
| Order no. | Order no. | | Order no. | |
| Accents in pure white lacquer | 980153 | - | 980123 | - |
| Accents in light grey lacquer | 980154 | - | 980124 | - |
| Accents in natural oak | 980155 | - | 980125 | - |

NEW



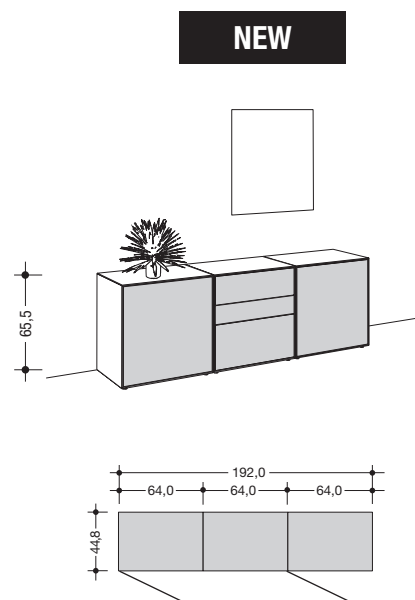
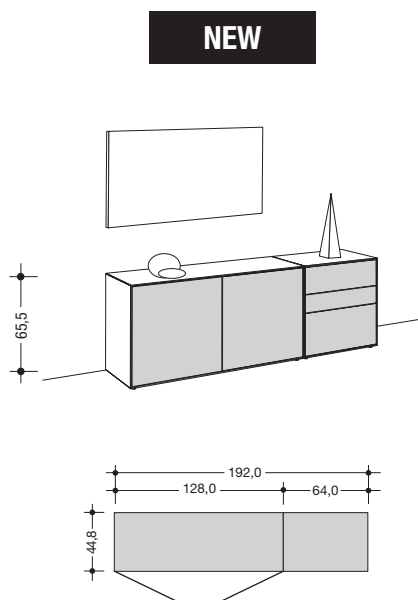
NEW



| Article | Suggested combination | | Suggested combination | |
|-------------------------------|-----------------------|---|-----------------------|---|
| Order no. | Order no. | | Order no. | |
| Accents in pure white lacquer | 980293 | - | 980283 | - |

Suggested combinations

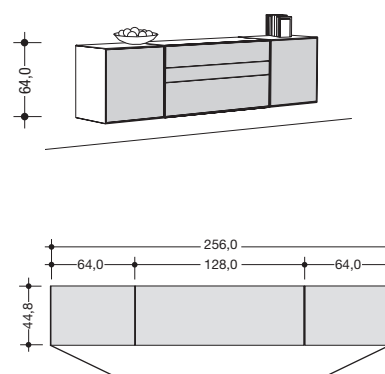
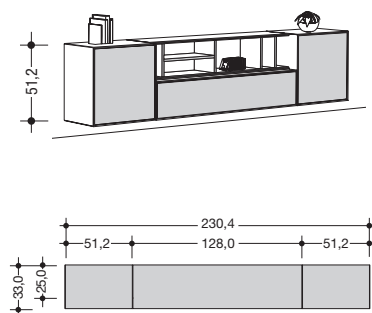
As an alternative to planning an individual unit from the complete range there is the possibility of choosing from specially suggested combinations. This eases planning. Incorporating accessories can enhance the suggested combinations. These are charged extra.



| Article | Suggested combination | | Suggested combination | |
|-------------------------------|-----------------------|---|-----------------------|---|
| Order no. | Order no. | | Order no. | |
| Accents in pure white lacquer | 980323 | - | 980313 | - |



Rear walls



| Article | Suggested combination | | Suggested combination | |
|-------------------------------|-----------------------|---|-----------------------|---|
| Order no. | Order no. | | Order no. | |
| Accents in pure white lacquer | 980183 | - | 980053 | - |
| Accents in light grey lacquer | 980184 | - | | |
| Accents in natural oak | 980185 | - | | |

Versions Carcase and front

Pure white lacquer

Versions Accent 1: Frame and rear wall

Pure white lacquer
Light grey lacquer
Natural oak



Versions Accent 2: Door of wall design box



Price group I
Pure white lacquer

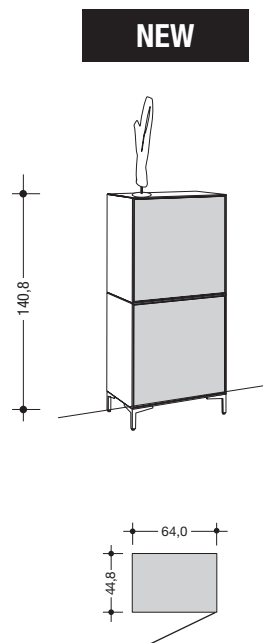
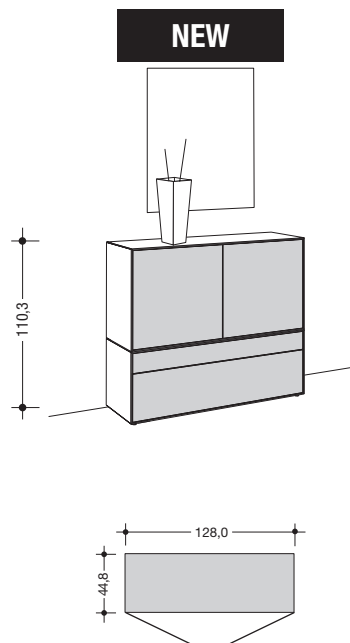
Price group II
Light grey lacquer
Sand lacquer

Price group II
Teal blue lacquer
Old rose lacquer
Pastel green lacquer
Dark blue lacquer
Dark green lacquer

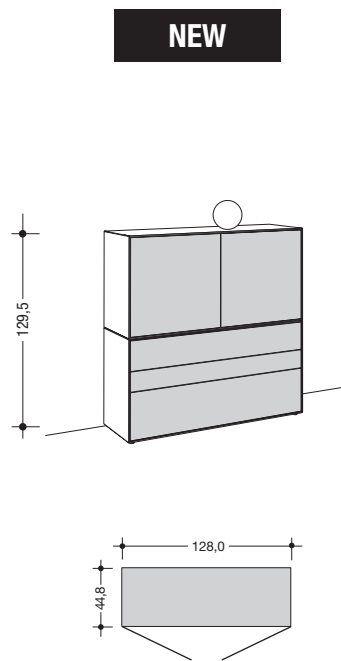
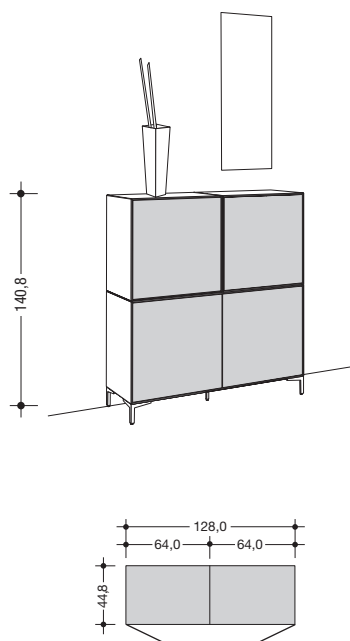
Price group II
Vanilla yellow lacquer
Violet lacquer
Natural oak
Core walnut

Suggested combinations

As an alternative to planning an individual unit from the complete range there is the possibility of choosing from specially suggested combinations. This eases planning. Incorporating accessories can enhance the suggested combinations. These are charged extra.



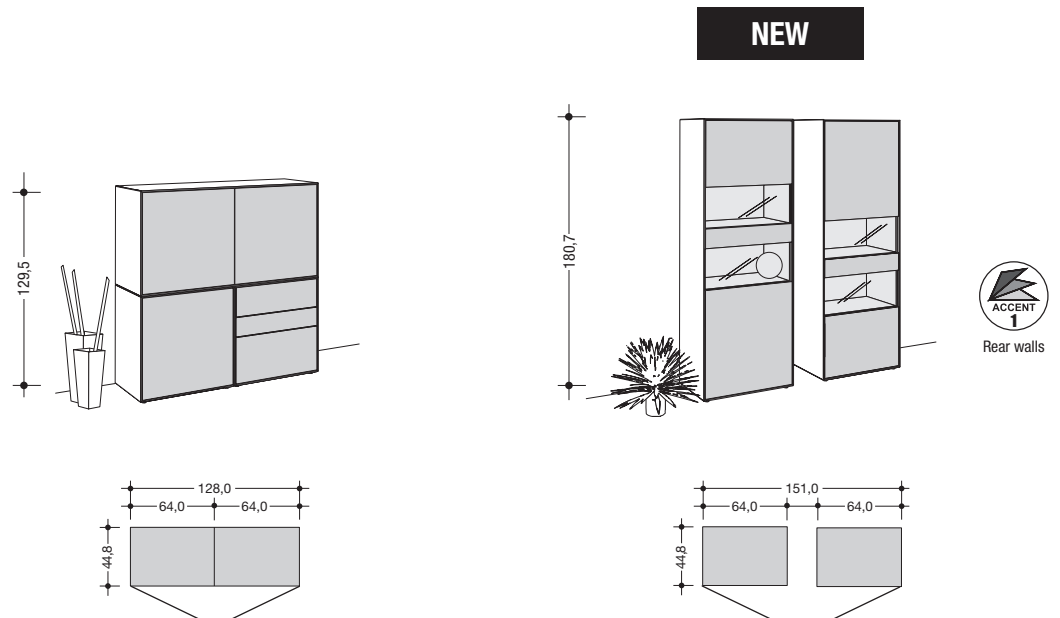
| Article | Suggested combination | Suggested combination |
|-------------------------------|-----------------------|-----------------------|
| Order no. | Order no. | Order no. |
| Accents in pure white lacquer | 980303 | 980333 |
| | - | - |



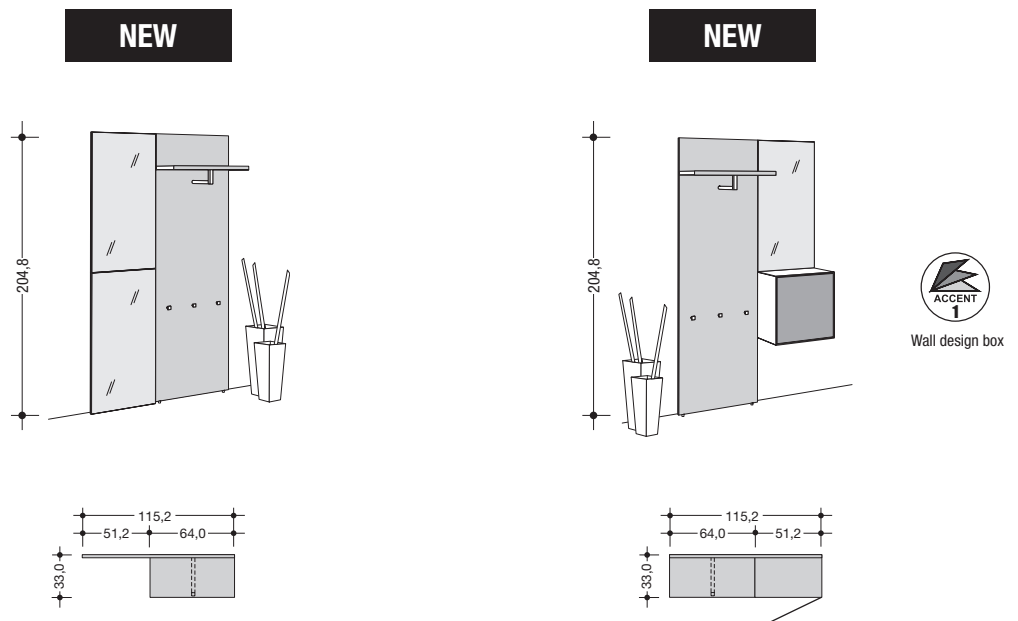
| Article | Suggested combination | Suggested combination |
|-------------------------------|-----------------------|-----------------------|
| Order no. | Order no. | Order no. |
| Accents in pure white lacquer | 980173 | 980343 |
| | - | - |

Suggested combinations

As an alternative to planning an individual unit from the complete range there is the possibility of choosing from specially suggested combinations. This eases planning. Incorporating accessories can enhance the suggested combinations. These are charged extra.



| Article | Suggested combination | |
|-------------------------------|-----------------------|------------------|
| Order no. | Order no. | Order no. |
| Accents in pure white lacquer | 980063 | 980353 |
| | - | - |



| Article | Suggested combination | |
|-------------------------------|-----------------------|------------------|
| Order no. | Order no. | Order no. |
| Accents in pure white lacquer | 980373 | 980363 |
| Accents in light grey lacquer | - | 980364 |
| Accents in natural oak | - | 980365 |

Versions Carcase and front

| |
|--------------------|
| Pure white lacquer |
|--------------------|

Versions Accent 1: Frame and rear wall

| |
|--------------------|
| Pure white lacquer |
| Light grey lacquer |
| Natural oak |



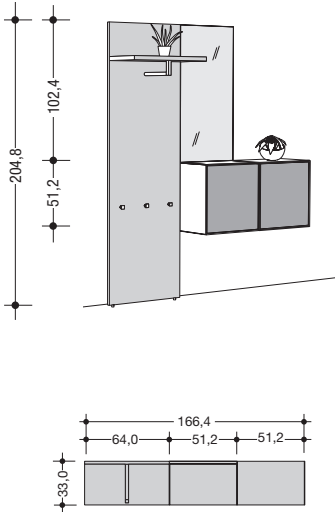
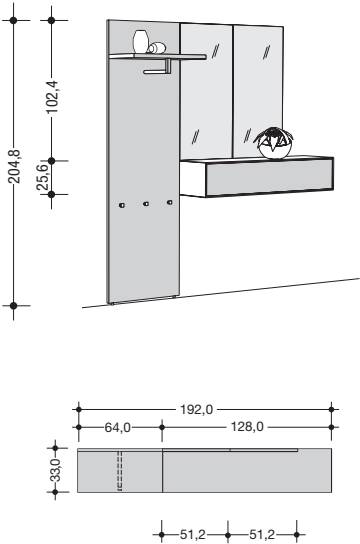
Versions Accent 2: Door of wall design box



| | | |
|-----------------------|-----------------------|------------------------|
| Price group I | Price group II | Price group II |
| Pure white lacquer | Teal blue lacquer | Vanilla yellow lacquer |
| | Old rose lacquer | Violet lacquer |
| Price group II | Pastel green lacquer | Natural oak |
| Light grey lacquer | Dark blue lacquer | Core walnut |
| Sand lacquer | Dark green lacquer | |

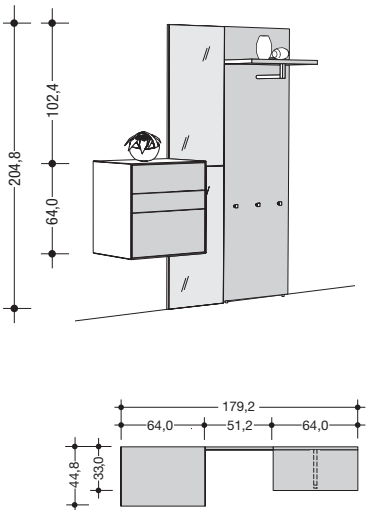
Suggested combinations

As an alternative to planning an individual unit from the complete range there is the possibility of choosing from specially suggested combinations. This eases planning. Incorporating accessories can enhance the suggested combinations. These are charged extra.



Wall design box

| Article | Suggested combination | | Suggested combination | |
|-------------------------------|-----------------------|---|-----------------------|---|
| Order no. | Order no. | | Order no. | |
| Accents in pure white lacquer | 980203 | - | 980133 | - |
| Accents in light grey lacquer | | | 980134 | - |
| Accents in natural oak | | | 980135 | - |



| Article | Suggested combination | |
|-------------------------------|-----------------------|---|
| Order no. | Order no. | |
| Accents in pure white lacquer | 980193 | - |

Assembly units, media lowboard

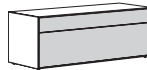
44.8 cm high
(46.3 cm high
incl. 1.5 cm high
plinth adjusters)

1 door

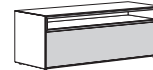
Free choice of revolving
door hinge (left or right);
standard delivery with
right door hinge.



1 drawer, 1 flap

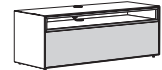


1 open compartment, 1 flap



1 open compartment, 1 flap,
with cable management in
rear wall and cover shelf

Usable inside dimensions of open compartment:
height: 9.3 cm; width: 122.6 cm; depth: 40.0 cm



| Article | Assembly unit 3R | Assembly unit 3R | Assembly unit 3R | Media lowboard 3R |
|-------------------------------|------------------|-------------------|-------------------|-------------------|
| H x W x D in cm | 44.8 x 64 x 44.8 | 44.8 x 128 x 44.8 | 44.8 x 128 x 44.8 | 44.8 x 128 x 44.8 |
| Order no. | Order no. | Order no. | Order no. | Order no. |
| Accents in pure white lacquer | 43403 | 43103 | 43113 | 43613 |
| Accents in light grey lacquer | - | - | 43114 | 43614 |
| Accents in natural oak | - | - | 43115 | 43615 |

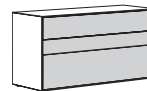
Assembly units

64.0 cm high
(65.5 cm high
incl. 1.5 cm high
plinth adjusters)

3 drawers

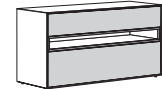


3 drawers



2 drawers, 1 open compartment

Usable inside dimensions of open compartment:
height: 9.3 cm; width: 122.6 cm; depth: 40.0 cm



| Article | Assembly unit 4R | Assembly unit 4R | Assembly unit 4R |
|-------------------------------|------------------|------------------|------------------|
| H x W x D in cm | 64 x 64 x 44.8 | 64 x 128 x 44.8 | 64 x 128 x 44.8 |
| Order no. | Order no. | Order no. | Order no. |
| Accents in pure white lacquer | 44413 | 44103 | 44113 |
| Accents in light grey lacquer | - | - | 44114 |
| Accents in natural oak | - | - | 44115 |

Assembly units

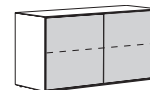
64.0 cm high
(65.5 cm high
incl. 1.5 cm high
plinth adjusters)

1 door

Free choice of revolving
door hinge (left or right);
standard delivery with
right door hinge.



2 doors



| Article | Assembly unit 4R | Assembly unit 4R |
|-------------------------------|------------------|------------------|
| H x W x D in cm | 64 x 64 x 44.8 | 64 x 128 x 44.8 |
| Order no. | Order no. | Order no. |
| Accents in pure white lacquer | 44403 | 44133 |

Legs

If units or cabinets are to be fitted on legs, legs
must be ordered for each unit / cabinet.

12.8 cm high



Wall bracket

Necessary for wall assembly (stacking or hanging) of
assembly units and cabinets.

| Article | Legs for assembly units (set of 4) | Wall bracket | |
|-----------|------------------------------------|-----------------|------------------|
| | | for 64 cm width | for 128 cm width |
| Order no. | Order no. | Order no. | Order no. |
| | 465 | 102 | 103 |

Versions Carcase and front

Pure white lacquer

Versions Accent 1: Frame and rear wall

Pure white lacquer
Light grey lacquer
Natural oak



Versions Accent 2: Door of wall design box



Price group I
Pure white lacquer

Price group II
Light grey lacquer
Sand lacquer

Price group II
Teal blue lacquer
Old rose lacquer
Pastel green lacquer
Dark blue lacquer
Dark green lacquer

Price group II
Vanilla yellow lacquer
Violet lacquer
Natural oak
Core walnut

Cabinet A, bookshelves A

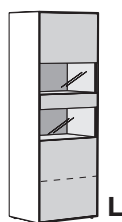
1 door

Open compartments

179.2 cm high
(180.7 cm high
incl. 1.5 cm high
plinth adjusters)

The standard rear wall for the cabinet is in pure white lacquer. The cabinet is provided with a reversible rear wall for the glass panel (one side light grey lacquer, other side natural oak). This is supplied free of charge.

Arrangement of shelves
as in cabinet A



Rear walls



| Article | Cabinet 10R | Bookshelf A | Bookshelf A |
|-----------------|-------------------|-------------------|-------------------|
| H x W x D in cm | 179.2 x 64 x 44.8 | 179.2 x 32 x 44.8 | 179.2 x 64 x 44.8 |
| Order no. | Order no. | Order no. | Order no. |
| | 41213 L / 41223 R | 42233 | 42263 |
| | - | - | - |

Cabinet B, bookshelves B

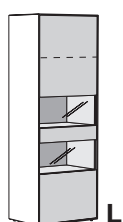
1 door

Open compartments

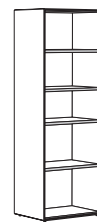
179.2 cm high
(180.7 cm high
incl. 1.5 cm high
plinth adjusters)

The standard rear wall for the cabinet is in pure white lacquer. The cabinet is provided with a reversible rear wall for the glass panel (one side light grey lacquer, other side natural oak). This is supplied free of charge.

Arrangement of shelves
as in cabinet B



Rear walls



| Article | Cabinet 10R | Bookshelf B | Bookshelf B |
|-----------------|-------------------|-------------------|-------------------|
| H x W x D in cm | 179.2 x 64 x 44.8 | 179.2 x 32 x 44.8 | 179.2 x 64 x 44.8 |
| Order no. | Order no. | Order no. | Order no. |
| | 42213 L / 42223 R | 42333 | 42363 |
| | - | - | - |

Legs

If units or cabinets are to be fitted on legs, legs must be ordered for each unit / cabinet.

Wall bracket

Necessary for wall assembly (stacking or hanging) of assembly units and cabinets.

LED lamp for compartments behind cabinet doors; incl. footswitch and preliminary transformer. Colour of light: cold white. Lamps can also be fitted later.

This luminaire contains built-in LED lamps of the energy classes A++ to A. The lamps cannot be changed in the luminaire. 12 V

12.8 cm high



| Article | Legs for assembly units (set of 4) | Wall bracket | | LED lamp |
|-----------|------------------------------------|-----------------|------------------|-----------|
| | | for 64 cm width | for 128 cm width | 2.0 W |
| Order no. | Order no. | Order no. | Order no. | Order no. |
| | 465 | 102 | 103 | 110 |
| | - | - | - | - |

L/R = Door hinge of cabinet left/right

E 9. 2021

now! easy

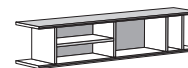
Wall units

1 flap

can be fitted left or right and vertically or horizontally

25.6 cm high

Wall units always incl. wall bracket



Rear walls

| Article | Wall unit | Wall bookcase |
|-------------------------------|-----------------|-----------------|
| H x W x D in cm | 25.6 x 128 x 33 | 25.6 x 128 x 25 |
| Order no. | Order no. | Order no. |
| Accents in pure white lacquer | 42103 | 42113 |
| Accents in light grey lacquer | - | 42114 |
| Accents in natural oak | - | 42115 |

Wall design box

51.2 cm high

Wall design box always with carcass in pure white lacquer version and incl. wall bracket

Free choice of revolving door hinge (left or right); standard delivery with right door hinge.

1 door



Wall design box

| Article | Wall design box |
|-----------------------------------|------------------|
| H x W x D in cm | 51.2 x 51.2 x 33 |
| Order no. | Order no. |
| Accents in pure white lacquer | 44503 |
| Accents in light grey lacquer | 44504 |
| Accents in sand lacquer | 44509 |
| Accents in teal blue lacquer | 44500 |
| Accents in old rose lacquer | 44506 |
| Accents in pastel green lacquer | 44507 |
| Accents in dark blue lacquer | 44512 |
| Accents in dark green lacquer | 44513 |
| Accents in vanilla yellow lacquer | 44514 |
| Accents in violet lacquer | 44515 |
| Accents in natural oak | 44505 |
| Accents in core walnut | 44501 |

Clothes panel, mirror

Clothes panel incl. hat shelf, clothes rod and 3 bag hooks

Can be fitted horizontally and vertically



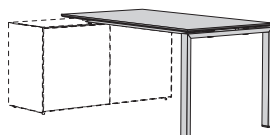
| Article | Clothes panel | Mirror |
|-----------------|-----------------|--------------------|
| H x W x D in cm | 204.8 x 64 x 33 | 102.4 x 51.2 x 2.3 |
| Order no. | Order no. | Order no. |
| 41243 | - | 4643 |

Table with substructure at one side

Table with substructure at one side for placing on top of 64 cm high assembly units; table is pivotable by 30° to the left and right

Mobile container

Table ET 22 stand-alone: see now! dining type list.



NEW



| Article | Table 123 | Table 143 | Table 163 | Mobile container |
|-----------------|-----------------|-----------------|-----------------|------------------|
| H x W x D in cm | 73.2 x 123 x 80 | 73.2 x 143 x 80 | 73.2 x 163 x 80 | 57.8 x 43.3 x 59 |
| Order no. | Order no. | Order no. | Order no. | Order no. |
| 41283 | - | 41483 | - | 1570L |

Possible arrangements



Sketch raster for the now! easy range

Please superimpose unlined paper and write firmly. In order to avoid slipping, use 2 paper clips or fold the edge of the drawing sheet.

Check list

- 1.) Do the **sketch and the order** match? Do the **dimensions and the sketch** match the type number?
Are all **type numbers** correctly stated in the sketch? Can one see the **position of door hinges**?
- 2.) Are all **type numbers** correct? Have you perhaps confused **price and type numbers**?
- 3.) In combinations of **wooden and lacquer versions**: is it clear which units are to be delivered in which version?
- 4.) Is it clear whether the types ordered are to be employed as **wall units** or as **plinth units**? Have you remembered the **wall bracket** for wall units?
- 5.) Are all **accessories** such as lamps etc. included in the sketch?
- 6.) Is this an **additional order**? If so, when was the **original order**? If possible, include a sketch on which the existing and new units are clearly marked.

Please also remember the planning notes on the introductory pages!


Cabinets,
bookshelves 179,2

Assembly units 64,0

Assembly units 44,8

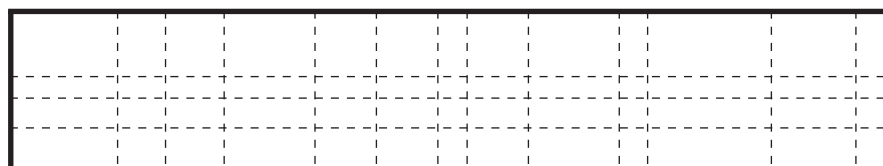
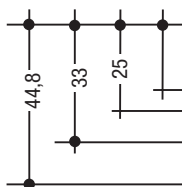
Legs 1,5

32,0 64,0 96,0 128,0 160,0 192,0 224,0 256,0 288,0 320,0



Base sketch

Scale 1 : 25



Important note!

Please do not forget to include the following details with each order. This avoids time-consuming correspondence and unnecessary delays in delivery.

| | | | |
|------------|----------|------|------------|
| Version(s) | Customer | Date | Commission |
|------------|----------|------|------------|

Important notes on including lighting

In all now! ranges lighting with manual switches may only be included **on furniture units** (e.g. the top LED lamp for wardrobes) or **in open compartments, open carcasses or behind clear glass fronts or fronts with a clear glass panel** (e.g. the light strip with LED lamps). **It is not possible to include lighting behind non-transparent fronts (e.g. wood, lacquer, high-gloss fronts or fully rear-lacquered glass fronts).**

IR repeater set

IR repeater set
Infrared signal transmission set for operating media units behind wooden/high-gloss fronts. You can operate as many media units as you like in one compartment with one set. The following applies:

- At least 4 cm distance between unit and front
- One set must be used for each compartment
- The transmitter must be placed in the immediate vicinity of the receiver eye of the media unit
- High-frequency signals cannot be transmitted

The IR repeater set consists of:

- 1 receiver eye (ø 3.0 cm) incl. standing bracket (4.2 x 5.5 x 3.0 cm)
- 1 electric transmitter
- 1 plug EVG 12 V
- Cable clamps

| | |
|-----------|---------------------------------------|
| Article | Infrared repeater set |
| | for lowboards (1 set per compartment) |
| Order no. | 7777 |
| | - |

Cable aperture assembly set

Cable aperture assembly set
Cable aperture assembly set for fitting cable apertures on site in cover shelves, carcasses, centre partitions and rear walls in wood/lacquer/high-gloss lacquer versions. The cable aperture drill bit can be used with all standard power drills.

The cable aperture assembly set consists of:

- 1 cable aperture drill bit (Ø 60 mm)
- 3x cable aperture type K3 (aluminium colour)

Please be sure to follow the information and notes in the assembly instructions!

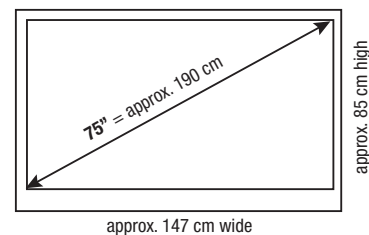
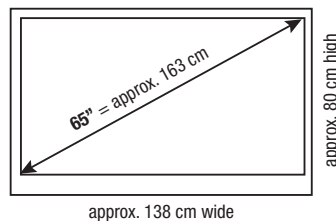
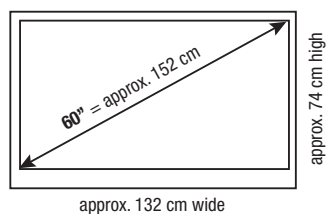
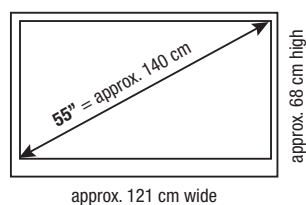
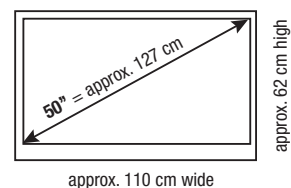
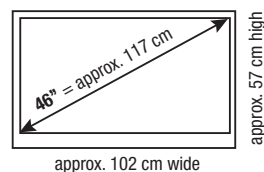
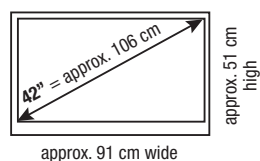
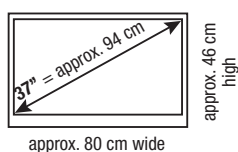
| | |
|-----------|-----------------------------|
| Article | Cable aperture assembly set |
| Order no. | 1111 |
| | - |

Flatscreen TV sizes overview

Flatscreen TV sizes overview

These schematic drawings are only for purposes of orientation as to how high and wide flatscreen TV's with different screen diagonal measurements are. The sizes depicted below are however only approximate and vary according to the manufacturer.

On the basis of the sizes you can estimate approximately how wide a lowboard for example has to be so that the flatscreen TV does not protrude at the sides.



Flap hinge

Flap hinge

If not otherwise marked in the type list, all the units with a flap have the flaps hinges at the bottom.

Important notes

Wall fitting

Important notes:

Generally speaking, you as a dealer/qualified fitter are responsible for the correct wall mounting of the units. That is why wall mounting should only be carried out by properly trained and qualified fitters. hülsta supplies materials for mounting units on walls for nearly all the units and which should be used for safety and for constructional reasons. The assembly materials supplied by hülsta (plugs, screws) are only suitable for fitting components on to concrete in firmness class C12/15.

For other materials (please see next page) we provide you with an assembly mortar set as an extra order. Please note that this assembly mortar set is also only suitable for the materials listed in the materials table. If walls are made up of other materials (e.g. plastered or lighter wall materials), one should use another method of mounting better suited to the load on site. Please note that if the units are not mounted properly on the wall, there is a risk of the units falling down or tipping over – especially when alternative mounting materials acquired on site have been used.

For the reasons stated above it is absolutely essential to enquire about the composition of any walls before signing any contracts.

Further notes:

If 2 - 10 Raster (assembly) units are included as wall units, a maximum load per unit of 40 kg must not be exceeded for reasons of stability!

The wall units can only be fitted on absolutely solid walls. Light masonry is not suitable for this purpose.

If (assembly) units are stacked on top of one another, a wall bracket must be ordered for each stacked unit.

For each project please remember to leave a 2.0 cm gap at the top to be able to mount units.

Maximum loads

Maximum loads

Max. load of wooden and glass (fitted) shelves (up to 70.5 cm wide) and drawers: 25 kg

Max. load of wooden and glass (fitted) shelves (between 70.5 and 105.7 cm wide): 15 kg

Max. load of wooden and glass (fitted) shelves (from 105.7 cm wide): 10 kg

Max. load of cover shelves: 35 kg per metre length for floor units.

Please also note any maximum loads which may be stated in the type list for the individual units!

Wall composition / assembly instruction

Important notes:









The composition of walls must be ascertained before concluding a contract and be checked by a qualified fitter before assembly takes place. Assembly may only be carried out by a qualified fitter under careful observation of the assembly instructions.

The plastic Rawl plugs supplied by hülsta as a standard set are only suitable for concrete \geq C12/15, if the wall composition and compression strength corresponds to the table below. Under no circumstances must a unit be assembled on light masonry.

Furthermore, we provide a mounting set with assembly mortar for the types of walls listed below (see assembly mortar set below). Again, assembly must be carried out by a qualified fitter under careful observation of the wall composition and assembly instruction. The compression strength levels stated below must be met under all circumstances.

Materials table

with a description of which sets are to be used with the following types of walls:

| Standard set | Assembly mortar set only suitable for the materials stated below! | | | |
|---|---|---|---|--|
| Concrete C12/15 Compression strength \geq 15 N/mm ²  |  | Building bricks Mz 12 Compression strength \geq 12 N/mm ² |  | Solid blocks of light concrete V2 Compression strength \geq 2 N/mm ² |
| |  | Limestone blocks KS 12 Compression strength \geq 12 N/mm ² |  | Perforated blocks of light concrete Hbl 2 Compression strength \geq 2 N/mm ² |
| |  | Perforated sand lime bricks KSL12 Compression strength \geq 12 N/mm ² |  | Aerated concrete PP2 Compression strength \geq 2 N/mm ² |
| |  | Vertically perforated bricks HLz 12 Compression strength \geq 12 N/mm ² Bulk density \geq 1.0 kg/dm ³ | | |

A different and more suitable type of mounting must be chosen by a qualified fitter in all other cases. hülsta cannot accept any responsibility for the choice of any other types of mounting! Please note that if the units are not mounted properly on the wall, there is a risk of the units falling down or tipping over – especially when alternative mounting materials acquired on site have been used. Generally speaking, you as a dealer/qualified fitter are responsible for the correct wall mounting of the units.



Mounting sets

Labelling in type list drawings / assembly notes for wall units

The majority of units have two wall mounting points (= number of support boards), if these are to be fitted as wall units. This is not explicitly mentioned in the type list. If a different number of wall mounting points (= support boards) is required, this is marked in the drawings in the type list with numbers in black boxes. Every support board requires four mounting screws.

- 3 = 3 support boards
4 = 4 support boards, etc.

One **assembly mortar set** is sufficient for up to a maximum of 3 support boards or 4 wall side-panels.

Important note: Depending on the composition of the wall (see wall types illustrated above), assembly must be carried out using the special assembly mortar set and a standard cartridge applicator tool which are the basic essentials for safe and clean workmanship.

Standard set

The standard set consists of 4 plastic Rawl plugs and 4 mounting screws and is sufficient for 1 support board. The standard sets are included in the packet of fittings to match the number of support boards.

Assembly mortar set for up to a maximum of 3 support boards consisting of:

- 9x injection retaining sleeve
- 9x screw-in sleeve
- 1x injection cartridge
- 2x static mixer
- 1x assembly instructions

Please use the mounting screws from the standard set (supplied free of charge).

Example of order:

- Add up number of support boards for all existing unit types
 - Divide the sum by “3”
 - Round up the result to a full number
- = Number of assembly mortar sets required

5555

now! easy

Stand: E 9. 2021

Design and concept legally protected, subject to error and alterations to construction, colour and materials by way of technological progress.
© Copyright by hülsta · Imprimé en Allemagne · Printed in Germany

hülsta-werke · Karl-Hüls-Straße 1 · D-48703 Stadthoht
Tel. +49 (0) 2563 / 86-0 · Fax +49 (0) 2563 / 86-1000
www.now.huelsta.com

now!
by hülsta