

# Schrank- innenausstattung

## Wardrobe interior fittings

4/18

E

Type list



# Wardrobe interior fittings

With these high-quality interior fittings for wardrobes hülsta has developed a system that meets every individual furnishing needs. The great number of different unit types, a wide spectrum of sizes, as well as a variety of surface versions underline the great versatility and variability available. The wardrobe interior fittings can be used in every kind of wardrobe – hinge-door, folding-door and sliding-door wardrobes as well as in the MULTI-FORMA II room system. There are many different sets of drawers for quick and easy planning.

## Contents

	Page
Range introduction, list of versions	2
Fitted shelves, protective mat	4-5
Centre partition kits, clothes lift	6
Clothes rods, tie holders, trouser holders, inside mirror, fabric boxes	7
Important notes on fitting drawers in wardrobes	8-9
Sets of drawers	10-12
Free planning possibilities	13-14
Accessories	15
Cover for sets of drawers	16
Wardrobe interior fittings in special width	17

## Functional units

A multitude of functional components are the main features of the wardrobe interior fittings:

- Fitted shelves for straight and profiled units, also for panorama units and corner units
- Clothes rods for straight units and corner units
- LED illuminated shelves for straight units and hinge-door corner wardrobe, with automatic switch
- Centre partition kits and clothes lift
- Tie and trouser holders, also extendable
- Inside mirror for fitting on inside of wardrobe doors
- Fabric boxes

## Drawers

For optimal use of wardrobes, all the drawers are available as single units or in sets. Because they can be fitted at any level it is possible to design wardrobe interior fittings individually.

- Drawers with wooden or glass front and shoe drawer
- Compartment for ties or linen for drawers with glass front
- Sets of drawers composed differently and made up of the units stated above
- Free planning possibilities with carcasses, different drawers and accessories

## Quality features

- **hülsta-SoftFlow:** All drawers on hidden roller bearings with auto pull-in feature with brake as fully pull-out units
- Tie holder in high-quality chrome version
- Drawer frames in standard grey
- Simple assembly due to the use of special brackets
- All inside surfaces have a side distance piece to ensure easy opening when the doors are open
- All wooden components optionally in different versions

## Maximum loads

### Max. loads:

Max. load of wooden shelves (up to 58 cm width): 35 kg

Max. load of wooden shelves (between 58 and 98 cm width): 30 kg

Max. load of wooden shelves (from 98 cm width) as well as drawers: 25 kg

## List of versions


Model no.	Versions
<b>NEW</b> 045 046	White lacquer Grey lacquer

Please state in the order the name and the model number of the range which the wardrobe interior fittings are intended for.






## Handle versions

The drawer handles for the wardrobe interior fittings are delivered standard in the same version as the wardrobe door handles in which the interior fittings are incorporated (high-gloss chrome or matt chrome). If the wardrobe door handles are required in wood or lacquer versions, please state the version of the drawer handles for the interior fittings clearly in the order!



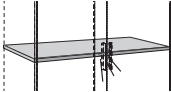
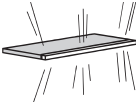
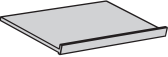



## Wardrobe interior fittings


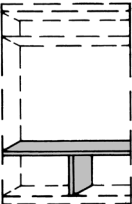
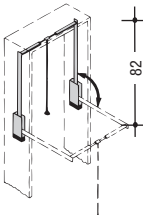
		for wardrobe inside widths	Type no.	
 <p><b>Fitted shelf</b> 2.3 cm thick (up to 108 cm width) 2.6 cm thick (between 118-148 cm width) 2.6 cm thick incl. support strut (from 158 cm width)</p>	<p>* 28 cm wide components only in combination with centre partition kit</p> <p>for straight units</p>	<p>* 28 cm 38 cm 48 cm 58 cm 68 cm 78 cm 88 cm 98 cm 108 cm 118 cm 128 cm 133 cm 138 cm 148 cm 158 cm 198 cm</p>	<p><b>79001</b> <b>79002</b> <b>79003</b> <b>790032</b> <b>790088</b> <b>79004</b> <b>79005</b> <b>79006</b> <b>790065</b> <b>790068</b> <b>790077</b> <b>790066</b> <b>790078</b> <b>790067</b> <b>79007</b> <b>79008</b></p>	
	 <b>L</b>	<p>for profiled end units from MULTI-FORMA II</p>	<p>48 cm 98 cm</p> <p><b>790081 L</b> <b>790082 R</b> <b>790091 L</b> <b>790092 R</b></p>	
 <p><b>Fitted corner shelf</b> for 45° corner unit, 2.3 cm thick</p> 	<p><b>without</b> clothes rod</p>		<b>79020</b>	
	<p><b>with</b> clothes rod</p>		<b>79021</b>	
 <p><b>Extendable fitted shelf</b> 7.2 cm high</p>	<p>for straight units</p>	<p>48 cm 78 cm 98 cm</p>	<p><b>79403</b> <b>79404</b> <b>79406</b></p>	
<p><b>Surcharge for extendable fitted shelf in special width</b></p>			<b>99910</b>	

# Wardrobe interior fittings

## WARDROBE INTERIOR FITTINGS


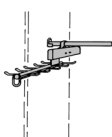
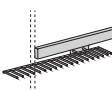
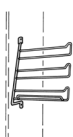

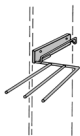
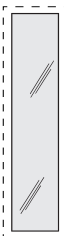

		for wardrobe inside widths	Type no.	
 <p><b>Illuminated LED shelf</b> 2.9 cm thick; with LED-lamp</p> <p>This luminaire contains built-in LED lamps of the energy classes A++ to A. The lamps cannot be changed in the luminaire. 12 V; 11.0 W</p>	for straight units	98 cm	<b>79436</b>	
 <p><b>Illuminated LED shelf</b> 2.9 cm thick; with LED-lamp; with automatic switch and motion detector</p> <p>We do not recommend fitting these illuminated shelves in the MULTI-FORMA II room system.</p> <p>This luminaire contains built-in LED lamps of the energy classes A++ to A. The lamps cannot be changed in the luminaire. 12 V; 3.4-18.7 W</p>	for straight units	38 cm 48 cm 58 cm 68 cm 78 cm 88 cm 98 cm 108 cm 118 cm 128 cm 133 cm 138 cm 148 cm 158 cm 198 cm	<b>79332</b> <b>79333</b> <b>793302</b> <b>793038</b> <b>79334</b> <b>79335</b> <b>79336</b> <b>793365</b> <b>793368</b> <b>793377</b> <b>793366</b> <b>793378</b> <b>793367</b> <b>79337</b> <b>79338</b>	
	for hinge-door corner wardrobe	without clothes rod	<b>79339</b>	
		with clothes rod	<b>79340</b>	
 <p><b>Presentation shelf</b> 2.3 cm thick; with extra slat on the front rim, 6.0 cm high</p> <p>Fitted height: approx. 17.5 cm when fitted at an angle</p>	for straight units	48 cm 58 cm 68 cm 78 cm 88 cm 98 cm 108 cm	<b>79503</b> <b>79502</b> <b>79508</b> <b>79504</b> <b>79505</b> <b>79506</b> <b>795065</b>	
 <p><b>Protective mat</b> of silver-coloured plastic; for presentation shelves</p>	for straight units	48 cm 58 cm 68 cm 78 cm 88 cm 98 cm 108 cm	<b>79563</b> <b>79562</b> <b>79568</b> <b>79564</b> <b>79565</b> <b>79566</b> <b>795665</b>	

# Wardrobe interior fittings

		for wardrobe inside widths	Type no.	
 <p><b>Centre partition kit</b> for wardrobes with unit inside widths of 78, 88 and 98 cm, consisting of:</p> <p>1 centre partition (153.0 cm high); 2 constructional shelves 48 cm wide (fitted optionally left or right)</p> <p>for 78 cm width: 48 cm wide compartment with 2 constructional shelves; 28 cm open compartment</p> <p>for 88 cm width: 48 cm wide compartment with 2 constructional shelves; 38 cm open compartment</p> <p>for 98 cm width: 48 cm wide compartment with 2 constructional shelves; 48 cm open compartment</p> <p>Additional extras: 28, 38, 48 cm wide fitted shelves, clothes rods as well as 48 cm wide drawers and sets</p>			<b>79130</b>	
	<p>If the centre partition kit is fitted in the MULTI-FORMA II room system, please add a „1“ to the type number (e.g. 7913641). Please state clearly in the order!</p>			
 <p><b>Centre partition kit</b> for hinge- and folding-door wardrobes as well as for open carcass units of the MULTI-FORMA II room system with unit inside widths of 138, 158 and 198 cm, consisting of:</p> <p>1 centre partition (always in centre under constructional shelf) and 1 constructional shelf</p> <p>for 138 cm width: two 68 cm wide compartments</p> <p>for 158 cm width: two 78 cm wide compartments</p> <p>for 198 cm width: two 98 cm wide compartments</p> <p>Drawers and sets must be fitted in the centre partition kit (see pages 10-14). The standard cover shelves of the sets of drawers are deducted from the price.</p>	<p><b>1 Raster high</b> Total height: 22.2 cm</p>	<p>138 cm 158 cm 198 cm</p>	<p><b>791364</b> <b>791374</b> <b>791384</b></p>	
	<p><b>2 Raster high</b> Total height: 41.4 cm</p>	<p>138 cm 158 cm 198 cm</p>	<p><b>791360</b> <b>791370</b> <b>791380</b></p>	
	<p><b>3 Raster high</b> Total height: 60.6 cm</p>	<p>138 cm 158 cm 198 cm</p>	<p><b>791361</b> <b>791371</b> <b>791381</b></p>	
	<p><b>4 Raster high</b> Total height: 79.8 cm</p>	<p>138 cm 158 cm 198 cm</p>	<p><b>791362</b> <b>791372</b> <b>791382</b></p>	
	<p><b>5 Raster high</b> Total height: 99.0 cm</p>	<p>138 cm 158 cm 198 cm</p>	<p><b>791363</b> <b>791373</b> <b>791383</b></p>	
 <p><b>Clothes lift</b> Twin-arm, aluminium-coloured, swing-out clothes rod with brake mechanism</p> <p>Max. load: 10 kg</p>	<p>for hinge-door wardrobes</p>	<p>68 cm 78 cm 98 cm 108 cm</p>	<p><b>79183</b> <b>79184</b> <b>79186</b> <b>791865</b></p>	
	<p>for folding- and sliding-door wardrobes</p>	<p>78 cm 88 cm 98 cm 108 cm 118 cm</p>	<p><b>78184</b> <b>78185</b> <b>78186</b> <b>781865</b> <b>781875</b></p>	

# Wardrobe interior fittings

## WARDROBE INTERIOR FITTINGS

		for wardrobe inside widths	Type no.	
 <p><b>Clothes rod</b> chrome, uniform tubular metal with two supports</p>	<p>* 28 cm wide components only in combination with centre partition kit</p> <p>for straight units or for profiled end units</p>	<p>* 28 cm 38 cm 48 cm 58 cm 68 cm 78 cm 88 cm 98 cm 108 cm 118 cm 128 cm 133 cm 138 cm 148 cm 158 cm 198 cm</p>	<p><b>79011</b> <b>79012</b> <b>79013</b> <b>790182</b> <b>790018</b> <b>79014</b> <b>79015</b> <b>79016</b> <b>790165</b> <b>790168</b> <b>790177</b> <b>790166</b> <b>790178</b> <b>790167</b> <b>79017</b> <b>79018</b></p>	
 <p><b>Extendable tie holder</b> chrome, fitted on clothes rod and rear wall of wardrobe carcass</p> <p>for 22 ties</p> <p>21.3 cm high, 11.6 cm wide, 50.0 cm deep</p>			<b>79142</b>	
 <p><b>Extendable tie holder</b> chrome, fitted on the inner side of wardrobe carcass</p> <p>for 17 ties</p> <p>13.0 cm high, 9.0 cm wide, 54.0 cm deep</p>			<b>79145</b>	
 <p><b>Tie holder</b> chrome, fitted on the left inner side of wardrobe carcass</p> <p>for 18 ties</p> <p>29.5 cm high, 25.0 cm wide, 8.0 cm deep</p>			<b>79144</b>	
 <p><b>Tie holder</b> chrome, fitted on the inner side of hinge-doors</p> <p>for 3 ties</p> <p>1.3 cm high, 26.0 cm wide, 5.0 cm deep</p>			<b>79153</b>	
 <p><b>Extendable trouser holder</b> chrome, fitted on the inner side of wardrobe carcass</p> <p>for 3 pairs of trousers</p> <p>26.0 cm high, 50.5 cm wide, 7.5 cm deep</p>			<b>79146</b>	
 <p><b>Inside mirror</b> fitted on the inner side of 229.6 and 268.0 cm high as well as 40 and 50 cm wide, straight hinge-doors</p> <p>Please state clearly in the order which hinge-doors are to be fitted with an inside mirror.</p> <p>The inside mirror cannot be fitted for 40 cm wide hinge-doors and doors with fabric-covered fronts in MAGNUS.</p>			<b>79154</b>	
 <p><b>Fabric boxes</b> with leather grip; colours: black or sand</p> <p>33.0 cm wide, 50.0 cm deep</p>	black	<p>8 cm high 16 cm high 24 cm high</p>	<p><b>79170</b> <b>79171</b> <b>79172</b></p>	
	sand	<p>8 cm high 16 cm high 24 cm high</p>	<p><b>79165</b> <b>79166</b> <b>79167</b></p>	

# Wardrobe interior fittings

## Important notes on fitting drawers in wardrobes

Additional accessories (e.g. drawers, sets of drawers, etc.; see pages **10-14**) can be fitted in hinge-, folding- and sliding-door wardrobes as well as in the MULTI-FORMA II room system. These accessories must always be fitted on both sides of the wardrobe side sections or centre partitions, i.e. the accessories have the same width as the inside width of the appropriate wardrobe unit (see examples **1** and **3-6**). It is, however, also possible to fit stand-alone accessories fitted at one side only. In this case, a cover for a set of drawers must be ordered extra (see examples **2, 7** and **8**). It is not possible to fit accessories that stand alone at both sides!

We differentiate between accessories for hinge-door wardrobes and for the MULTI-FORMA II room system as well as accessories for folding- and sliding-door wardrobes in the wardrobe interior fittings.

Drawers in the accessories for **hinge-door wardrobes** and for the **MULTI-FORMA II room system** are fitted with narrow side-support panels at both sides (see each of the left-hand wardrobe units in examples **1** and **2**).

Since folding- or sliding-doors cannot be opened at the sides as far as hinge-doors for constructional reasons, the accessories for **folding- and sliding-door wardrobes** are fitted with a narrow support panel at one side and with a wide support panel at the other side. That is why the accessories for folding- and sliding-door wardrobes are divided into accessories as „**accessories left**“ = **L** (i.e. the wide side-support panel is fitted on the left-hand side of the accessory), and „**accessories right**“ = **R** (i.e. the wide side-support panel is fitted on the right-hand side of the accessory).

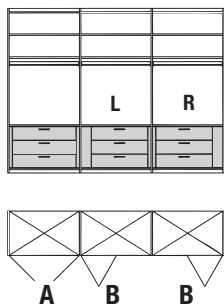
With **folding-door wardrobes**, the wide support panel of the accessory must be fitted on the side of the folding-door unit where the folding-doors are mounted (see each of the middle and right-hand wardrobe units in examples **1** and **2** as well as example **3**). Please note: A sideward distance of up to a max. 5 cm must be kept to the side wall so that the folding-doors can be opened widely enough. The space depends on the intended handle. We recommend getting advice from hülsta if necessary.

With **2- and 4-door sliding-door wardrobes**, the wide support panel of the accessory must always be fitted on the inside of the sliding-door unit (see examples **4** and **6**). The same applies to the outside units of a **3-door sliding-door wardrobe**. The accessory of the middle unit must always be fitted with the wide support panel on the left (see example **5**). If the accessory is fitted as a stand-alone unit at one side with a cover for a set of drawers (see examples **2, 7** and **8**), the same applies as described above.

If 2 sets of drawers are fitted adjacently please use the centre partition kit shown on page **6** (see example **3**). The standard cover shelves of the sets of drawers are deducted from the price.

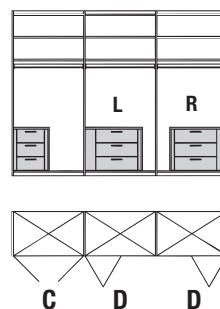
**Please note:** The sketches on pages **10-14** show the accessories for hinge-door wardrobes (i.e. with narrow side-support panels at both sides)!

### Example 1 Hinge-/folding-door wardrobe



- A:** Accessory in hinge-door unit with narrow support panels at both sides  
**B:** Accessory in folding-door unit with wide support panel at the side, where the door is mounted

### Example 2 Hinge-/folding-door wardrobe



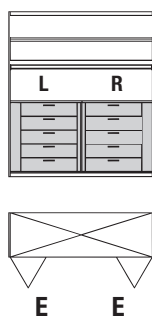
- C:** Accessory, stand-alone at one side, in hinge-door unit with narrow support panels at both sides  
**D:** Accessory in folding-door unit, stand alone at one side, with wide support panel at the side, where the door is mounted



### Example 3

Folding-door wardrobe:

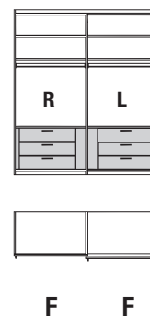
Panorama unit with 5 Raster high centre partition kit



**E:** Accessory in folding-door wardrobe with wide support panel at the side, where the door is mounted

### Example 4

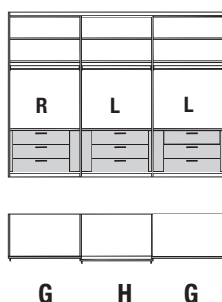
2-door sliding-door wardrobe



**F:** Accessory in sliding-door wardrobe with wide support panel at the side on the inside of the sliding-door unit

### Example 5

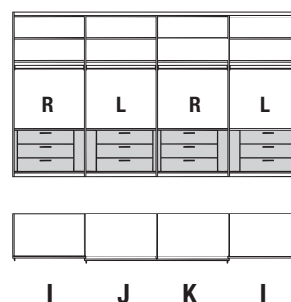
3-door sliding-door wardrobe



**G:** Accessory in sliding-door wardrobe with wide support panel at the side on the inside of the sliding-door unit  
**H:** Accessory in sliding-door wardrobe in the centre unit with a standard wide support panel on the left-hand side

### Example 6

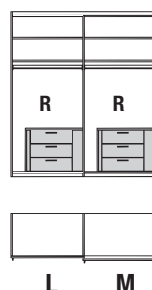
4-door sliding-door wardrobe



**I:** Accessory in sliding-door wardrobe with wide support panel at the side on the inside of the sliding-door unit  
**J:** Accessory in sliding-door wardrobe in the left-hand centre unit with a standard wide support panel on the left-hand side  
**K:** Accessory in sliding-door wardrobe in the right-hand centre unit with a standard wide support panel on the right-hand side

### Example 7

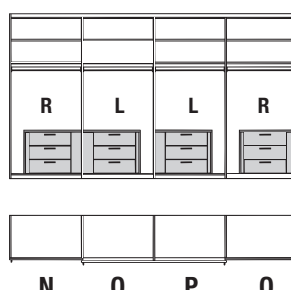
2-door sliding-door wardrobe



**L:** Accessory, stand-alone at one side, in sliding-door wardrobe with wide support panel at the side on the inside of the sliding-door unit  
**M:** Since the accessory in the right-hand unit of the sliding-door wardrobe is mounted as a stand-alone unit on the side and does not reach as far as the inside wall of the sliding-door unit, the wide support panel can also be fitted on the outer side wall of the sliding-door unit.

### Example 8

4-door sliding-door wardrobe

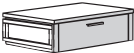







**N:** Accessory, stand-alone at one side, in sliding-door wardrobe with wide support panel at the side on the inside of the sliding-door unit  
**O:** Accessory, stand-alone at one side, in sliding-door wardrobe in the left-hand centre unit with a standard wide support panel on the left-hand side  
**P:** Accessory, stand-alone at one side, in sliding-door wardrobe in the right-hand centre unit with a standard wide support panel on the right-hand side  
**Q:** Since the accessory in the right-hand unit of the sliding-door wardrobe is mounted as a stand-alone unit on the side and does not reach as far as the inside wall of the sliding-door unit, the wide support panel can also be fitted on the outer side wall of the sliding-door unit.

# Wardrobe interior fittings

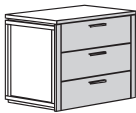


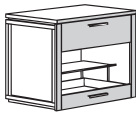


## Sets of drawers

Sets of drawers as a complete unit consisting of top cover shelf, block sides and different drawers. If sets of drawers are stacked, the cover shelf of the bottom set of drawers is omitted and can be deducted from the price. A cover for a set of drawers must be fitted for mounting the units as stand-alone units at one side. If 2 sets of drawers are fitted adjacently please use the centre partition kit (see page 6).  
For fitting at any level and accessories: see pages 13-15!

Please state clearly in the order if the sets are to be fitted in a hinge-door wardrobe or in the MULTI-FORMA II room system!		for wardrobe inside widths	Type no. for hinge-door wardrobes and MULTI-FORMA II room system		Type no. for folding- and sliding-door wardrobes	
	<b>Set 1</b> 1 drawer with wooden front	Total height: 21.5 cm	48 cm 58 cm 68 cm 78 cm 88 cm 98 cm 108 cm	<b>60013</b> <b>60012</b> <b>60018</b> <b>60014</b> <b>60015</b> <b>60016</b> <b>600166</b>	- 610121 L 610122 R 610181 L 610182 R 610141 L 610142 R 610151 L 610152 R 610161 L 610162 R 6101661 L 6101662 R	-
	<b>Set 2</b> 1 drawer with glass front	Total height: 21.5 cm	48 cm 58 cm 68 cm 78 cm 88 cm 98 cm 108 cm	<b>60023</b> <b>60022</b> <b>60028</b> <b>60024</b> <b>60025</b> <b>60026</b> <b>600266</b>	- 610221 L 610222 R 610281 L 610282 R 610241 L 610242 R 610251 L 610252 R 610261 L 610262 R 6102661 L 6102662 R	-
	<b>Set 3</b> 1 shoe drawer	Total height: 40.7 cm	48 cm 58 cm 68 cm 78 cm 88 cm 98 cm 108 cm	- - <b>60038</b> <b>60034</b> <b>60035</b> <b>60036</b> <b>600366</b>	- - - - 610341 L 610342 R 610351 L 610352 R 610361 L 610362 R 6103661 L 6103662 R	- - -
	<b>Set 4</b> 2 drawers with wooden front	Total height: 40.7 cm	48 cm 58 cm 68 cm 78 cm 88 cm 98 cm 108 cm	<b>60043</b> <b>60042</b> <b>60048</b> <b>60044</b> <b>60045</b> <b>60046</b> <b>600466</b>	- 610421 L 610422 R 610481 L 610482 R 610441 L 610442 R 610451 L 610452 R 610461 L 610462 R 6104661 L 6104662 R	-
	<b>Set 5</b> 1 drawer with glass front 1 drawer with wooden front	Total height: 40.7 cm	48 cm 58 cm 68 cm 78 cm 88 cm 98 cm 108 cm	<b>60053</b> <b>60052</b> <b>60058</b> <b>60054</b> <b>60055</b> <b>60056</b> <b>600566</b>	- 610521 L 610522 R 610581 L 610582 R 610541 L 610542 R 610551 L 610552 R 610561 L 610562 R 6105661 L 6105662 R	-
	<b>Set 6</b> 2 drawers with glass front	Total height: 40.7 cm	48 cm 58 cm 68 cm 78 cm 88 cm 98 cm 108 cm	<b>60063</b> <b>60062</b> <b>60068</b> <b>60064</b> <b>60065</b> <b>60066</b> <b>600666</b>	- 610621 L 610622 R 610681 L 610682 R 610641 L 610642 R 610651 L 610652 R 610661 L 610662 R 6106661 L 6106662 R	-

### Sets of drawers





Sets of drawers as a complete unit consisting of top cover shelf, block sides and different drawers. If sets of drawers are stacked, the cover shelf of the bottom set of drawers is omitted and can be deducted from the price. A cover for a set of drawers must be fitted for mounting the units as stand-alone units at one side. If 2 sets of drawers are fitted adjacently please use the centre partition kit (see page 6).  
For fitting at any level and accessories: see pages 13-15!

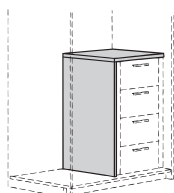
Please state clearly in the order if the sets are to be fitted in a hinge-door wardrobe or in the MULTI-FORMA II room system!		for wardrobe inside widths	Type no. for hinge-door wardrobes and MULTI-FORMA II room system		Type no. for folding- and sliding-door wardrobes	
	<b>Set 7</b> 3 drawers with wooden front	Total height: 59.9 cm	48 cm 58 cm 68 cm 78 cm 88 cm 98 cm 108 cm	<b>60073</b> <b>60072</b> <b>60078</b> <b>60074</b> <b>60075</b> <b>60076</b> <b>600766</b>	- 610721 L 610722 R 610781 L 610782 R 610741 L 610742 R 610751 L 610752 R 610761 L 610762 R 6107661 L 6107662 R	-
	<b>Set 8</b> 1 drawer with glass front 2 drawers with wooden front	Total height: 59.9 cm	48 cm 58 cm 68 cm 78 cm 88 cm 98 cm 108 cm	<b>60083</b> <b>60082</b> <b>60088</b> <b>60084</b> <b>60085</b> <b>60086</b> <b>600866</b>	- 610821 L 610822 R 610881 L 610882 R 610841 L 610842 R 610851 L 610852 R 610861 L 610862 R 6108661 L 6108662 R	-
	<b>Set 9</b> 2 drawers with glass front 1 drawer with wooden front	Total height: 59.9 cm	48 cm 58 cm 68 cm 78 cm 88 cm 98 cm 108 cm	<b>60093</b> <b>60092</b> <b>60098</b> <b>60094</b> <b>60095</b> <b>60096</b> <b>600966</b>	- 610921 L 610922 R 610981 L 610982 R 610941 L 610942 R 610951 L 610952 R 610961 L 610962 R 6109661 L 6109662 R	-
	<b>Set 10</b> 1 drawer with wooden front 1 shoe drawer	Total height: 59.9 cm	48 cm 58 cm 68 cm 78 cm 88 cm 98 cm 108 cm	- - <b>60108</b> <b>60104</b> <b>60105</b> <b>60106</b> <b>601066</b>	- - 611041 L 611042 R 611051 L 611052 R 611061 L 611062 R 6110661 L 6110662 R	- - -
	<b>Set 11</b> 4 drawers with wooden front	Total height: 79.1 cm	48 cm 58 cm 68 cm 78 cm 88 cm 98 cm 108 cm	<b>60113</b> <b>60112</b> <b>60118</b> <b>60114</b> <b>60115</b> <b>60116</b> <b>601166</b>	- 611121 L 611122 R 611181 L 611182 R 611141 L 611142 R 611151 L 611152 R 611161 L 611162 R 6111661 L 6111662 R	-
	<b>Set 12</b> 1 drawer with glass front 3 drawers with wooden front	Total height: 79.1 cm	48 cm 58 cm 68 cm 78 cm 88 cm 98 cm 108 cm	<b>60123</b> <b>60122</b> <b>60128</b> <b>60124</b> <b>60125</b> <b>60126</b> <b>601266</b>	- 611221 L 611222 R 611281 L 611282 R 611241 L 611242 R 611251 L 611252 R 611261 L 611262 R 6112661 L 6112662 R	-

# Wardrobe interior fittings

## Sets of drawers

Sets of drawers as a complete unit consisting of top cover shelf, block sides and different drawers. If sets of drawers are stacked, the cover shelf of the bottom set of drawers is omitted and can be deducted from the price. A cover for a set of drawers must be fitted for mounting the units as stand-alone units at one side. If 2 sets of drawers are fitted adjacently please use the centre partition kit (see page 6).  
For fitting at any level and accessories: see pages 13-15!

Please state clearly in the order if the sets are to be fitted in a hinge-door wardrobe or in the MULTI-FORMA II room system!		for wardrobe inside widths	Type no. for hinge-door wardrobes and MULTI-FORMA II room system		Type no. for folding- and sliding-door wardrobes	
	<b>Set 13</b> 2 drawers with glass front 2 drawers with wooden front	Total height: 79.1 cm	48 cm 58 cm 68 cm 78 cm 88 cm 98 cm 108 cm	<b>60133</b> <b>60132</b> <b>60138</b> <b>60134</b> <b>60135</b> <b>60136</b> <b>601366</b>	- 611321 L 611322 R 611381 L 611382 R 611341 L 611342 R 611351 L 611352 R 611361 L 611362 R 6113661 L 6113662 R	-
	<b>Set 14</b> 5 drawers with wooden front	Total height: 98.3 cm	48 cm 58 cm 68 cm 78 cm 88 cm 98 cm 108 cm	<b>60143</b> <b>60142</b> <b>60148</b> <b>60144</b> <b>60145</b> <b>60146</b> <b>601466</b>	- 611421 L 611422 R 611481 L 611482 R 611441 L 611442 R 611451 L 611452 R 611461 L 611462 R 6114661 L 6114662 R	-
	<b>Set 15</b> 1 drawer with glass front 4 drawers with wooden front	Total height: 98.3 cm	48 cm 58 cm 68 cm 78 cm 88 cm 98 cm 108 cm	<b>60153</b> <b>60152</b> <b>60158</b> <b>60154</b> <b>60155</b> <b>60156</b> <b>601566</b>	- 611521 L 611522 R 611581 L 611582 R 611541 L 611542 R 611551 L 611552 R 611561 L 611562 R 6115661 L 6115662 R	-
	<b>Set 16</b> 2 drawers with glass front 3 drawers with wooden front	Total height: 98.3 cm	48 cm 58 cm 68 cm 78 cm 88 cm 98 cm 108 cm	<b>60163</b> <b>60162</b> <b>60168</b> <b>60164</b> <b>60165</b> <b>60166</b> <b>601666</b>	- 611621 L 611622 R 611681 L 611682 R 611641 L 611642 R 611651 L 611652 R 611661 L 611662 R 6116661 L 6116662 R	-




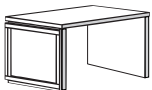
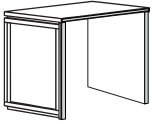
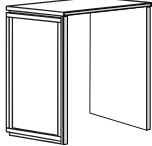
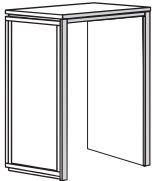
## Cover for sets of drawers

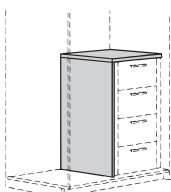
The cover for sets of drawers is necessary when sets of drawers are fitted as stand-alone units at one side in the wardrobe (example: a 48 cm wide set is fitted in a wardrobe with an inside width of 98 cm so that one side of the set is fitted on the interior side of the wardrobe and the other side of the set stands alone in the wardrobe centre).  
See here page 16!



### Free planning possibilities

Besides being able to fit complete sets of drawers, it is also possible to plan wardrobe interior fittings individually. All carcasses, consisting of the top cover shelf and block sides, can be fitted individually with different drawers. A cover for a set of drawers must be fitted for mounting the units as stand-alone units at one side in a wardrobe. If 2 carcasses are fitted adjacently, the centre partition kit must be used (see page 6). Complete sets of drawers: see pages 10-12! Accessories: see page 15!

Please state clearly in the order if the carcasses are to be fitted in a hinge-door wardrobe or in the MULTI-FORMA II room system!		for wardrobe inside widths	Type no. for hinge-door wardrobes and MULTI-FORMA II room system		Type no. for folding- and sliding-door wardrobes	
	<b>1 Raster carcass</b>  Total height: 21.5 cm	48 cm 58 cm 68 cm 78 cm 88 cm 98 cm 108 cm	<b>40013</b> <b>40012</b> <b>40018</b> <b>40014</b> <b>40015</b> <b>40016</b> <b>400166</b>		- 410121 L 410122 R 410181 L 410182 R 410141 L 410142 R 410151 L 410152 R 410161 L 410162 R 4101661 L 4101662 R	-
	<b>2 Raster carcass</b>  Total height: 40.7 cm	48 cm 58 cm 68 cm 78 cm 88 cm 98 cm 108 cm	<b>40023</b> <b>40022</b> <b>40028</b> <b>40024</b> <b>40025</b> <b>40026</b> <b>400266</b>		- 410221 L 410222 R 410281 L 410282 R 410241 L 410242 R 410251 L 410252 R 410261 L 410262 R 4102661 L 4102662 R	-
	<b>3 Raster carcass</b>  Total height: 59.9 cm	48 cm 58 cm 68 cm 78 cm 88 cm 98 cm 108 cm	<b>40033</b> <b>40032</b> <b>40038</b> <b>40034</b> <b>40035</b> <b>40036</b> <b>400366</b>		- 410321 L 410322 R 410381 L 410382 R 410341 L 410342 R 410351 L 410352 R 410361 L 410362 R 4103661 L 4103662 R	-
	<b>4 Raster carcass</b>  Total height: 79.1 cm	48 cm 58 cm 68 cm 78 cm 88 cm 98 cm 108 cm	<b>40043</b> <b>40042</b> <b>40048</b> <b>40044</b> <b>40045</b> <b>40046</b> <b>400466</b>		- 410421 L 410422 R 410481 L 410482 R 410441 L 410442 R 410451 L 410452 R 410461 L 410462 R 4104661 L 4104662 R	-
	<b>5 Raster carcass</b>  Total height: 98.3 cm	48 cm 58 cm 68 cm 78 cm 88 cm 98 cm 108 cm	<b>40053</b> <b>40052</b> <b>40058</b> <b>40054</b> <b>40055</b> <b>40056</b> <b>400566</b>		- 410521 L 410522 R 410581 L 410582 R 410541 L 410542 R 410551 L 410552 R 410561 L 410562 R 4105661 L 4105662 R	-



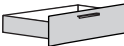
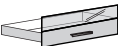
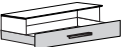
### Cover for sets of drawers

The cover for sets of drawers is necessary when sets of drawers are fitted as stand-alone units at one side in the wardrobe (example: a 48 cm wide set is fitted in a wardrobe with an inside width of 98 cm so that one side of the set is fitted on the interior side of the wardrobe and the other side of the set stands alone in the wardrobe centre). See here page 16!

# Wardrobe interior fittings



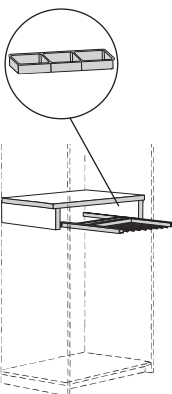

## Free planning possibilities

Besides being able to fit complete sets of drawers, it is also possible to plan wardrobe interior fittings individually. All carcasses, consisting of the top cover shelf and block sides, can be fitted individually with different drawers. A cover for a set of drawers must be fitted for mounting the units as stand-alone units at one side in a wardrobe. If 2 carcasses are fitted adjacently, the centre partition kit must be used (see page 6). Complete sets of drawers: see pages 10-12! Accessories: see page 15!

	for wardrobe inside widths	Type no. for hinge-door wardrobes and MULTI- FORMA II room system		Type no. for folding- and sliding-door wardrobes	
 <b>1 Raster drawer with wooden front</b> 19.2 cm high	48 cm 58 cm 68 cm 78 cm 88 cm 98 cm 108 cm	<b>49263</b> <b>49262</b> <b>49268</b> <b>49264</b> <b>49265</b> <b>49266</b> <b>49266</b>		- <b>49263</b> <b>49262</b> <b>49268</b> <b>49264</b> <b>49265</b> <b>49266</b>	-
 <b>1 Raster drawer with glass front</b> 19.2 cm high	48 cm 58 cm 68 cm 78 cm 88 cm 98 cm 108 cm	<b>49273</b> <b>49272</b> <b>49278</b> <b>49274</b> <b>49275</b> <b>49276</b> <b>49276</b>		- <b>49273</b> <b>49272</b> <b>49278</b> <b>49274</b> <b>49275</b> <b>49276</b>	-
 <b>2 Raster shoe drawer</b> with metal shelf; fits approx. shoe size 46 38.4 cm high	48 cm 58 cm 68 cm 78 cm 88 cm 98 cm 108 cm	- - <b>49208</b> <b>49204</b> <b>49205</b> <b>49206</b> <b>49206</b>	- -	- - - <b>49208</b> <b>49204</b> <b>49205</b> <b>49206</b>	- - -

### Accessories

The drawers in the sets of drawers and the carcasses for free planning possibilities can be fitted with drawer compartments. The pull-out trouser holder is meant for fitting on the inner side of the wardrobe. The storage bowl enhances the pull-out trouser holder in the form of an additional extra.

	for wardrobe inside widths	Type no. for hinge-door wardrobes and MULTI- FORMA II room system		Type no. for folding- and sliding-door wardrobes																									
 <p><b>Drawer compartment for ties</b> We recommend only fitting these compartments in drawers with glass fronts. 5.6 cm high</p> <p><b>Number of compartments for ties:</b></p> <table><tr><td>for wardrobe inside width:</td><td>Hinge-doors/ room system</td><td>Folding-doors/ sliding-doors</td></tr><tr><td>48 cm</td><td>12</td><td>-</td></tr><tr><td>58 cm</td><td>16</td><td>12</td></tr><tr><td>68 cm</td><td>20</td><td>16</td></tr><tr><td>78 cm</td><td>24</td><td>20</td></tr><tr><td>88 cm</td><td>28</td><td>24</td></tr><tr><td>98 cm</td><td>32</td><td>28</td></tr><tr><td>108 cm</td><td>32</td><td>32</td></tr></table>	for wardrobe inside width:	Hinge-doors/ room system	Folding-doors/ sliding-doors	48 cm	12	-	58 cm	16	12	68 cm	20	16	78 cm	24	20	88 cm	28	24	98 cm	32	28	108 cm	32	32	48 cm 58 cm 68 cm 78 cm 88 cm 98 cm 108 cm	49283 49282 49288 49284 49285 49286 492866		- 49283 49282 49288 49284 49285 49286	-
for wardrobe inside width:	Hinge-doors/ room system	Folding-doors/ sliding-doors																											
48 cm	12	-																											
58 cm	16	12																											
68 cm	20	16																											
78 cm	24	20																											
88 cm	28	24																											
98 cm	32	28																											
108 cm	32	32																											
 <p><b>Drawer compartment for linen</b> We recommend only fitting these compartments in drawers with glass fronts. 5.6 cm high</p> <p><b>Number of compartments for linen:</b></p> <table><tr><td>for wardrobe inside width:</td><td>Hinge-doors/ room system</td><td>Folding-doors/ sliding-doors</td></tr><tr><td>48 cm</td><td>6</td><td>-</td></tr><tr><td>58 cm</td><td>9</td><td>6</td></tr><tr><td>68 cm</td><td>12</td><td>9</td></tr><tr><td>78 cm</td><td>15</td><td>12</td></tr><tr><td>88 cm</td><td>15</td><td>15</td></tr><tr><td>98 cm</td><td>15</td><td>15</td></tr><tr><td>108 cm</td><td>15</td><td>15</td></tr></table>	for wardrobe inside width:	Hinge-doors/ room system	Folding-doors/ sliding-doors	48 cm	6	-	58 cm	9	6	68 cm	12	9	78 cm	15	12	88 cm	15	15	98 cm	15	15	108 cm	15	15	48 cm 58 cm 68 cm 78 cm 88 cm 98 cm 108 cm	49293 49292 49298 49294 49295 49296 492966		- 49293 49292 49298 49294 49295 49296	-
for wardrobe inside width:	Hinge-doors/ room system	Folding-doors/ sliding-doors																											
48 cm	6	-																											
58 cm	9	6																											
68 cm	12	9																											
78 cm	15	12																											
88 cm	15	15																											
98 cm	15	15																											
108 cm	15	15																											
 <p><b>Pull-out trouser holder</b> incl. top wooden cover shelf, block sides and storage bowl (storage bowl in 3 compartments, 2.7 cm high, 24.3 cm wide, 10.7 cm deep, of grey plastic, resting in rear area of trouser holder); for fitting on inner side of wardrobe at 98.3 cm height. Total height of pull-out trouser holder including cover shelf: 21.5 cm; block 19.2 cm high, 55.0 cm deep</p> <p><b>Number of compartments for trousers / number of storage bowls:</b></p> <table><tr><td>for wardrobe inside width:</td><td>Hinge-doors/ room system</td><td>Folding-doors/ sliding-doors</td></tr><tr><td>68 cm</td><td>10 / 1</td><td>-</td></tr><tr><td>78 cm</td><td>12 / 2</td><td>10 / 1</td></tr><tr><td>88 cm</td><td>14 / 2</td><td>12 / 2</td></tr><tr><td>98 cm</td><td>16 / 2</td><td>14 / 2</td></tr><tr><td>108 cm</td><td>-</td><td>16 / 2</td></tr></table>	for wardrobe inside width:	Hinge-doors/ room system	Folding-doors/ sliding-doors	68 cm	10 / 1	-	78 cm	12 / 2	10 / 1	88 cm	14 / 2	12 / 2	98 cm	16 / 2	14 / 2	108 cm	-	16 / 2	68 cm 78 cm 88 cm 98 cm 108 cm	40008 40004 40005 40006 -	-	- 410041 L 410042 R 410051 L 410052 R 410061 L 410062 R 4100661 L 4100662 R	-						
for wardrobe inside width:	Hinge-doors/ room system	Folding-doors/ sliding-doors																											
68 cm	10 / 1	-																											
78 cm	12 / 2	10 / 1																											
88 cm	14 / 2	12 / 2																											
98 cm	16 / 2	14 / 2																											
108 cm	-	16 / 2																											
<p>If the cover shelf is fitted in the MULTI-FORMA II room system, please add a „1“ to the type number (e.g. 492531). Please state clearly in the order!</p>  <p><b>Cover shelf</b> 2.3 cm thick</p>	48 cm 58 cm 68 cm 78 cm 88 cm 98 cm 108 cm	49253 49252 49258 49254 49255 49256 492566		49253 49252 49258 49254 49255 49256 492566																									

# Wardrobe interior fittings

## Cover for sets of drawers

(stand-alone at one side); consisting of a block side and a top cover shelf. The cover for sets of drawers is necessary when sets of drawers and carcasses are fitted as stand-alone units at one side in the wardrobe (example: a 48 cm wide set is fitted in a wardrobe with an inside width of 98 cm so that one side of the set is fitted on the interior side of the wardrobe and the other side of the set stands alone in the wardrobe centre). Note: The standard cover shelf of the sets of drawers or carcasses is automatically removed from the set or carcass. The cost of the special cover for the set of drawers or carcasses is offset against the cost of this standard cover.

If the cover for sets of drawers is to be fitted in the MULTI-FORMA II room system, please add a „1“ to the type number (e.g. 404131). Please state clearly in the order!

for wardrobe  
inside widths

Type no. for  
hinge-door  
wardrobes  
and MULTI-  
FORMA II  
room system

Type no. for folding- and  
sliding-door wardrobes

for 1 Raster  
height

48 cm  
58 cm  
68 cm  
78 cm  
88 cm  
98 cm  
108 cm

40413  
40412  
40418  
40414  
40415  
40416  
404166

40413  
40412  
40418  
40414  
40415  
40416  
404166

for 2 Raster  
height

48 cm  
58 cm  
68 cm  
78 cm  
88 cm  
98 cm  
108 cm

40423  
40422  
40428  
40424  
40425  
40426  
404266

40423  
40422  
40428  
40424  
40425  
40426  
404266

for 3 Raster  
height

48 cm  
58 cm  
68 cm  
78 cm  
88 cm  
98 cm  
108 cm

40433  
40432  
40438  
40434  
40435  
40436  
404366

40433  
40432  
40438  
40434  
40435  
40436  
404366

for 4 Raster  
height

48 cm  
58 cm  
68 cm  
78 cm  
88 cm  
98 cm  
108 cm

40443  
40442  
40448  
40444  
40445  
40446  
404466

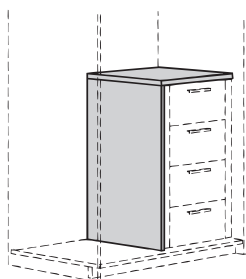
40443  
40442  
40448  
40444  
40445  
40446  
404466

for 5 Raster  
height

48 cm  
58 cm  
68 cm  
78 cm  
88 cm  
98 cm  
108 cm

40453  
40452  
40458  
40454  
40455  
40456  
404566

40453  
40452  
40458  
40454  
40455  
40456  
404566



Cover for sets of drawers



# Wardrobe interior fittings

## Wardrobe interior fittings in special width

In order to exploit the area available inside the wardrobes in special width optimally, it is also possible to order the wardrobe interior fittings in special width for these units.

### Cover shelf and side panels in special width

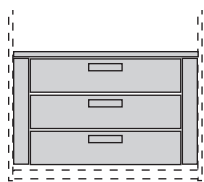
Type **99911**

See below for two examples of calculation!

### Hinge-door wardrobes and MULTI-FORMA II room system

The standard sets of drawers and carcasses for fitting at any level in hinge-door wardrobes and in the MULTI-FORMA II room system have slim 4.5 cm wide side panels fitted at both sides (see here pages 8-9). These panel sizes are different in the case of wardrobe interior fittings in special width.

If a hinge-door wardrobe, for example, is required in the special wardrobe inside width of 64 cm, the wardrobe interior fittings must be fitted in the next smaller standard size – that means the required wardrobe interior fittings are in a width of 58 cm. The difference in width of 6 cm that results is balanced out by making the 4.5 cm wide side panels each 3 cm wider (= 7.5 cm each).



64

Special wardrobe inside width of 64 cm

58

Standard width of wardrobe interior fittings of 58 cm

3|4,5  
7,5

4,5|3  
7,5

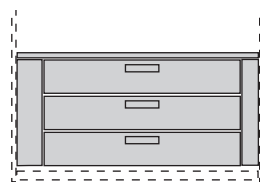
The panel width now comes to 7.5 cm each

### Folding-door and sliding-door wardrobes

The standard sets of drawers and carcasses for fitting at any level in folding- and sliding-door wardrobes are fitted with a slim 4.5 cm wide side panel at one side and a wide 14.5 cm wide side panel at the other side (see here pages 8-9). The panel size of the slim panel is different in the case of wardrobe interior fittings in special width.

If a folding-door wardrobe, for example, is required in the special wardrobe inside width of 82 cm, the wardrobe interior fittings must be fitted in the next smaller standard size – that means the required wardrobe interior fittings are in a width of 78 cm. The difference in width of 4 cm that results is balanced out by making the 4.5 cm wide side panel 4 cm wider (= 8.5 cm), the 14.5 cm wide side panel always retains its original width.

L/R = left/right (see here pages 8-9)



82

Special wardrobe inside width of 82 cm

78

Standard width of wardrobe interior fittings of 78 cm

14,5

4,5|4  
8,5

Large side panel width always remains in original size of 14.5 cm, the slim side panel width is now 8.5 cm

## Your Hotline to hülsta

Do you have any questions or require any alterations to your order confirmation?  
Do you have any questions on our products or your current order?  
Do you have any complaints about supplied goods or required replacement parts?  
Contact Telephone: +49 (0) 2563 / 86-1144 • email: [orders@huelsta.com](mailto:orders@huelsta.com)

Do you have any questions, suggestions or wishes for the **hülsta Marketing team**  
or the **hülsta product seminars**?  
Contact Telephone: +49 (0) 2563 / 86-1611 • email: [marketing@huelsta.com](mailto:marketing@huelsta.com)

## hülsta Planning Service

Lots to do? A customer wants his project finished and you haven't got enough time? Or the project is so complex that it will take too much time?

This is exactly the kind of situation we created the hülsta Planning Service for. hülsta's employees create the required project for you at short notice. Based on your information, we implement the project perfectly with all views and a complete order list ready for immediate forwarding to the customer.

The hülsta check list (available at <https://hulsta.com/de/service/showroom/>) makes it all really easy for you. You won't forget anything with this list and the customer receives a project he will be thrilled about as quickly as possible.

**hülsta Planning Service**  
Tel.: +49 (0) 2563 / 86-0  
Fax: +49 (0) 2563 / 86-2666  
Mail: [Planungsservice-Handel@huelsta.de](mailto:Planungsservice-Handel@huelsta.de)  
Workdays from 8.00 a.m. until 6.00 p.m.

## Special wishes? Come to us!

**Maximum individuality! – Maximal flexibility! – hülsta makes most of your special wishes possible.**  
And if you do have a wish which is not quite so easy to implement, just give us a call or send us a mail or a fax. We have our own hülsta "Special Wishes Team" who are there to help you realise just these customer requests. These colleagues are professionals when it comes to special products. They plan and calculate the products possible for you and even develop an alternative suggestion if the idea should turn out to be technically impossible.

**Here is an overview of the hülsta range of special wishes:**

- A lot of special products can be ordered simply via the type list
- Special-sized products are planned simply and professionally
- Competent colleagues advise you by phone, by fax and by mail
- You will be sent alternative suggestions if the idea is technically impossible
- Many special-sized products are available without a surcharge
- Specially qualified carpenters and technicians implement your plans perfectly

**hülsta Special Wishes Team**  
Tel.: +49 (0) 2563 / 86-0  
Fax: +49 (0) 2563 / 86-1417  
Mail: [Sonderwunsch@huelsta.com](mailto:Sonderwunsch@huelsta.com)

## We are open Saturdays for you, too!

Our **Saturday hotline** is available all day from **10.00 a.m. until 6.00 p.m.**

Telephone: +49 (0) 2563 / 86-1800

On **working days** the hülsta Sales Department is available all day from **8.00 a.m. until 6.00 p.m.**

## hülsta SCHRANKINNENAUSSTATTUNG

Stand: E 4.2018

Design and concept legally protected, subject to error and alterations  
to construction, colour and materials by way of technological progress.

hülsta-werke · Karl-Hüls-Straße 1 · D-48703 Stadthohteln  
Tel. +49 (0) 2563 / 86-0 · Fax +49 (0) 2563 / 86-1000  
[www.huelsta.com](http://www.huelsta.com)

**hülsta**   
Die Möbelmarke.